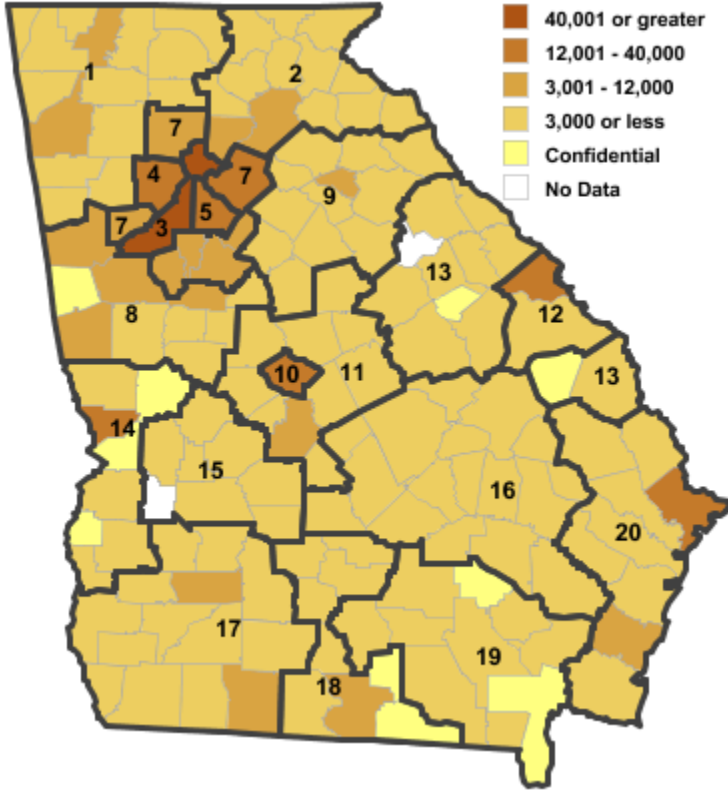
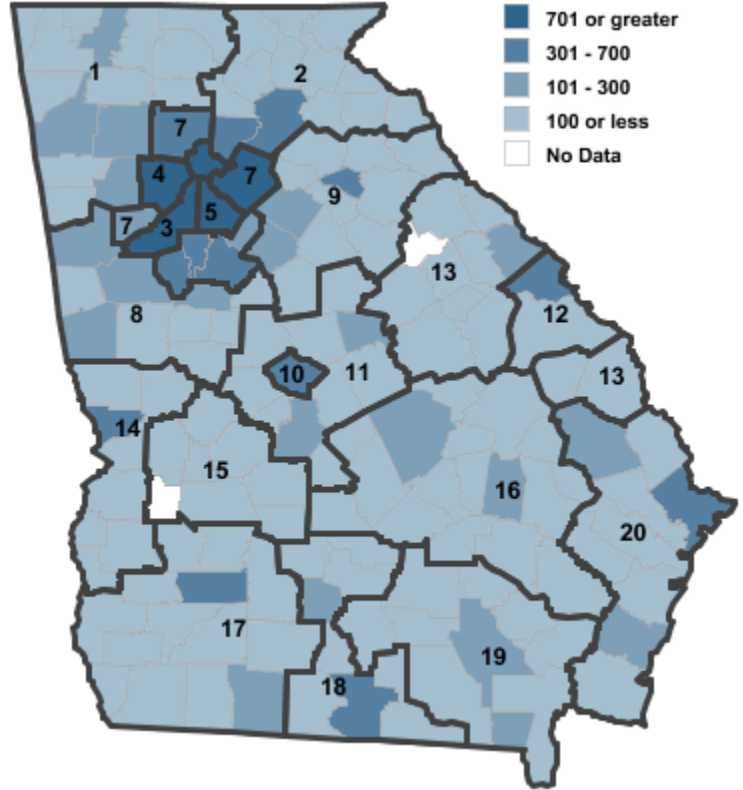


Annual Industry Averages from QCEW 2011 NAICS 62 : Health Care and Social Assistance

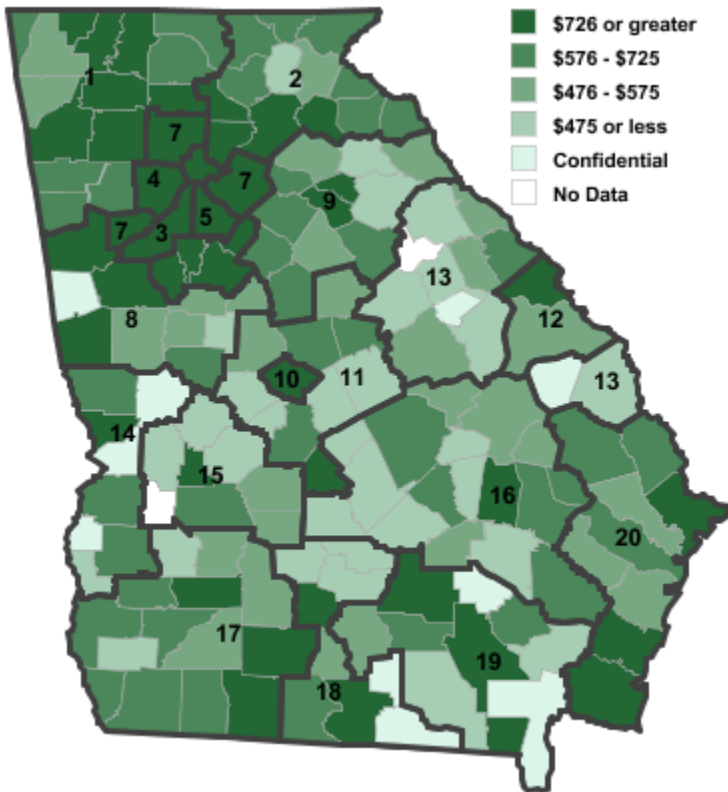
Employment



Establishments



Weekly Wages



Area

Establish- Employ- Weekly ments ment Wages

Workforce Investment Areas

1	Northwest Georgia	1,228	24,716	\$803
2	Georgia Mountains	1,266	21,618	\$779
3	City of Atlanta	3,451	70,879	\$1,037
4	Cobb County	1,670	30,008	\$956
5	DeKalb County	1,690	34,963	\$843
6	Balance of Fulton County	3,451	70,879	\$1,037
7	Atlanta Regional	3,707	53,281	\$801
8	West Central Georgia	761	17,535	\$754
9	Northeast Georgia	1,072	17,996	\$790
10	Macon-Bibb	551	14,930	\$898
11	Middle Georgia	581	8,729	\$643
12	Richmond-Burke	693	17,457	\$907
13	East Central Georgia	375	4,969	\$590
14	Lower Chattahoochee	635	13,673	\$826
15	Middle Flint	170	3,507	\$568
16	Heart of Georgia-Altamaha	615	10,219	\$636
17	Southwest Georgia	823	16,101	\$805
18	South Georgia	578	8,294	\$715
19	Southeast Georgia	300	5,652	\$730
20	Coastal Georgia	1,435	26,016	\$830

Counties with largest values

53	Chattahoochee	5	22	\$1,414
121	Fulton	3,451	70,879	\$1,037

Note: *** Confidential - Industry group does not meet criteria for disclosure