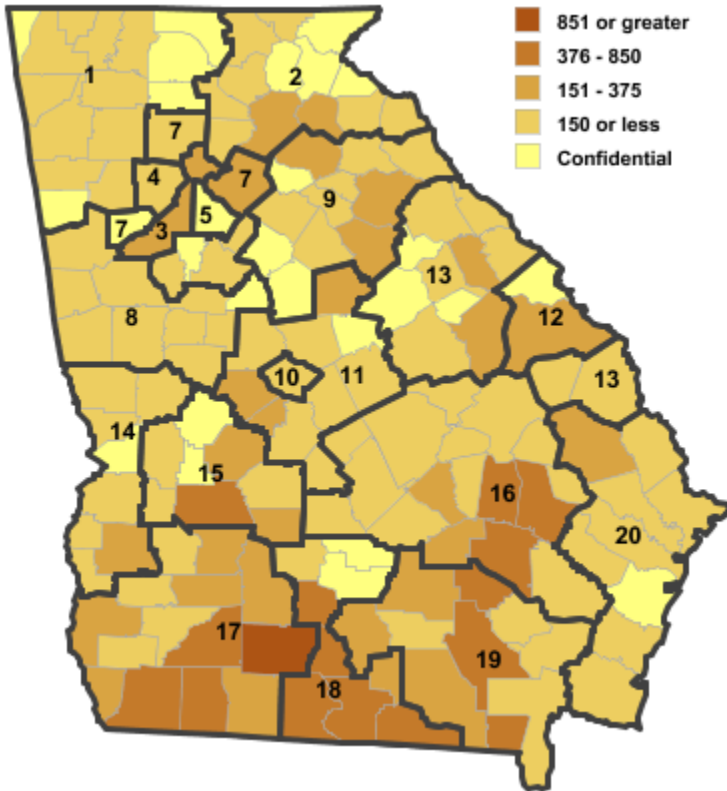


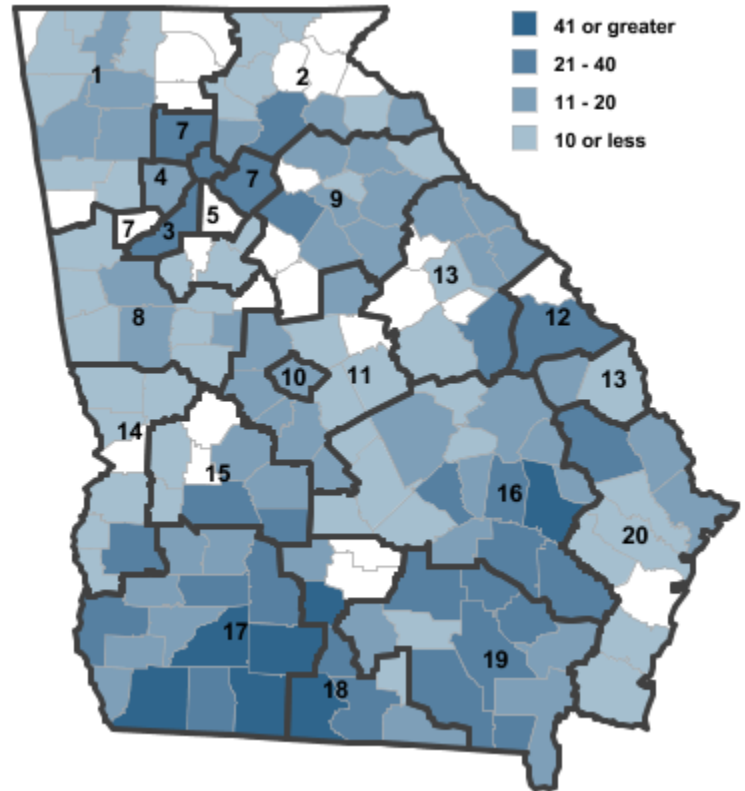
# Annual Industry Averages from QCEW 2012

## NAICS 11 : Agriculture, Forestry, Fishing and Hunting

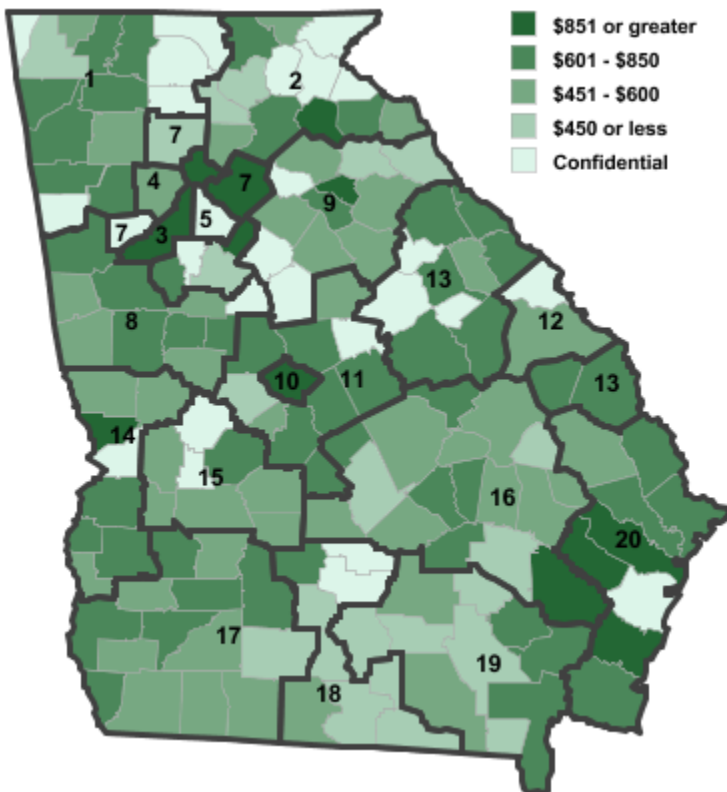
Employment



Establishments



Weekly Wages



Area

Establish- Employ- Weekly  
ments ment Wages

**Workforce Investment Areas**

1	Northwest Georgia	114	889	\$597
2	Georgia Mountains	117	1,422	\$751
3	City of Atlanta	38	178	<b>\$1,251</b>
4	Cobb County	11	36	\$563
5	DeKalb County	2	***	***
6	Balance of Fulton County	38	178	\$1,251
7	Atlanta Regional	71	466	\$837
8	West Central Georgia	88	459	\$600
9	Northeast Georgia	143	1,419	\$628
10	Macon-Bibb	14	69	\$1,081
11	Middle Georgia	105	1,207	\$533
12	Richmond-Burke	34	393	\$1,103
13	East Central Georgia	132	1,089	\$649
14	Lower Chattahoochee	62	567	\$643
15	Middle Flint	117	1,225	\$553
16	Heart of Georgia-Altamaha	279	2,965	\$561
17	Southwest Georgia	<b>452</b>	<b>5,413</b>	\$507
18	South Georgia	205	3,325	\$436
19	Southeast Georgia	205	2,319	\$478
20	Coastal Georgia	100	625	\$642

**Counties with largest values**

71	Colquitt	<b>69</b>	<b>1,815</b>	\$363
245	Richmond	10	230	<b>\$1,489</b>

Note: \*\*\* Confidential - Industry group does not meet criteria for disclosure