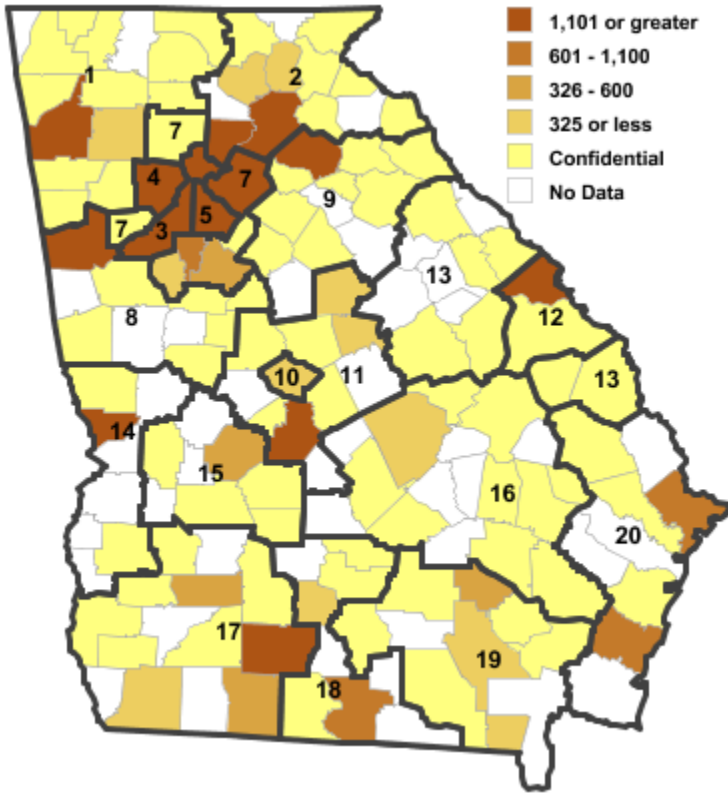


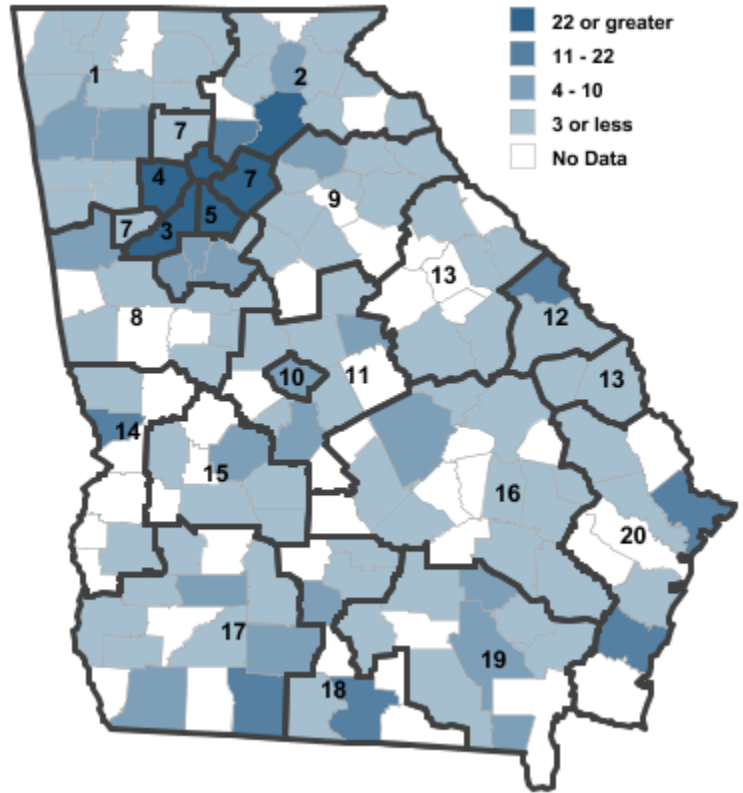
Annual Industry Averages from QCEW 2012

NAICS 311 : Food Manufacturing

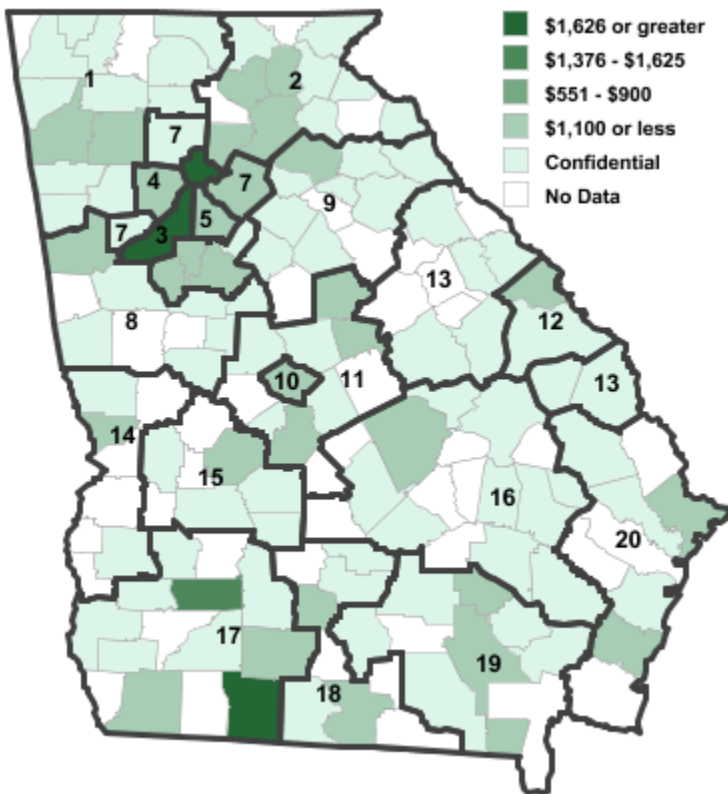
Employment



Establishments



Weekly Wages



Area

Establish- Employ- Weekly
ments ment Wages

Workforce Investment Areas

1	Northwest Georgia	40	3,456	\$700
2	Georgia Mountains	71	13,125	\$586
3	City of Atlanta	101	8,457	\$3,361
4	Cobb County	39	1,705	\$571
5	DeKalb County	47	2,755	\$897
6	Balance of Fulton County	101	8,457	\$3,361
7	Atlanta Regional	85	5,252	\$743
8	West Central Georgia	12	2,268	\$677
9	Northeast Georgia	27	5,510	\$623
10	Macon-Bibb	8	170	\$453
11	Middle Georgia	17	3,394	\$733
12	Richmond-Burke	14	1,196	\$814
13	East Central Georgia	11	64	\$387
14	Lower Chattahoochee	16	1,408	\$867
15	Middle Flint	15	***	***
16	Heart of Georgia-Altamaha	24	2,402	\$553
17	Southwest Georgia	42	6,089	\$699
18	South Georgia	23	760	\$757
19	Southeast Georgia	19	1,145	\$512
20	Coastal Georgia	38	1,672	\$845

Counties with largest values

121	Fulton	101	8,457	\$3,361
139	Hall	34	8,965	\$619

Note: *** Confidential - Industry group does not meet criteria for disclosure