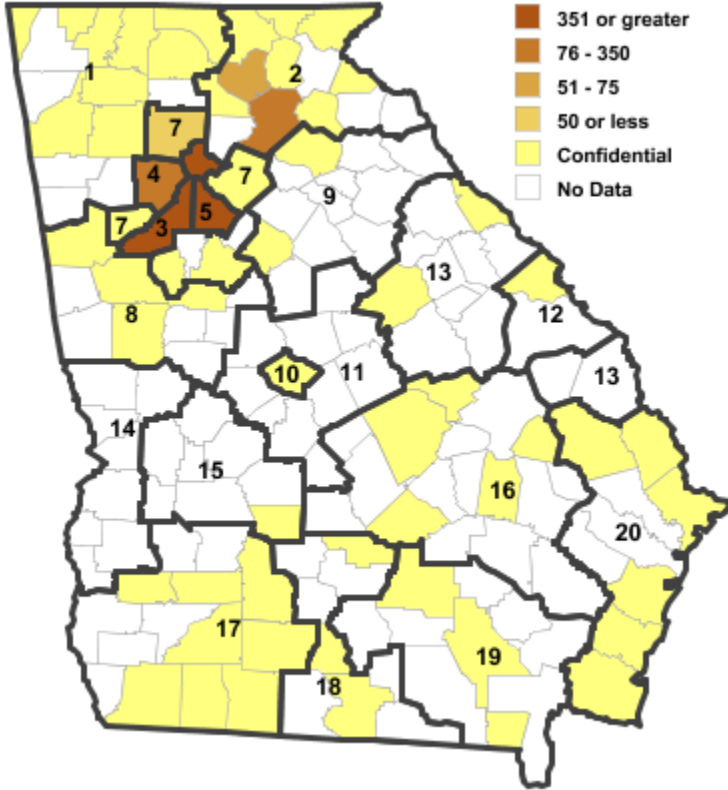


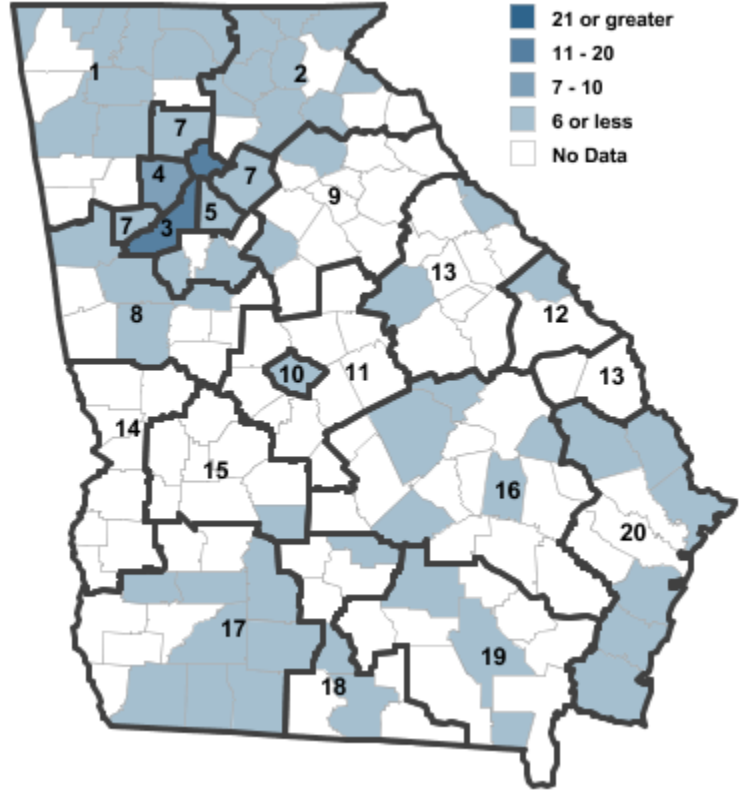
Annual Industry Averages from QCEW 2012

NAICS 312 : Beverage and Tobacco Product Manufacturing

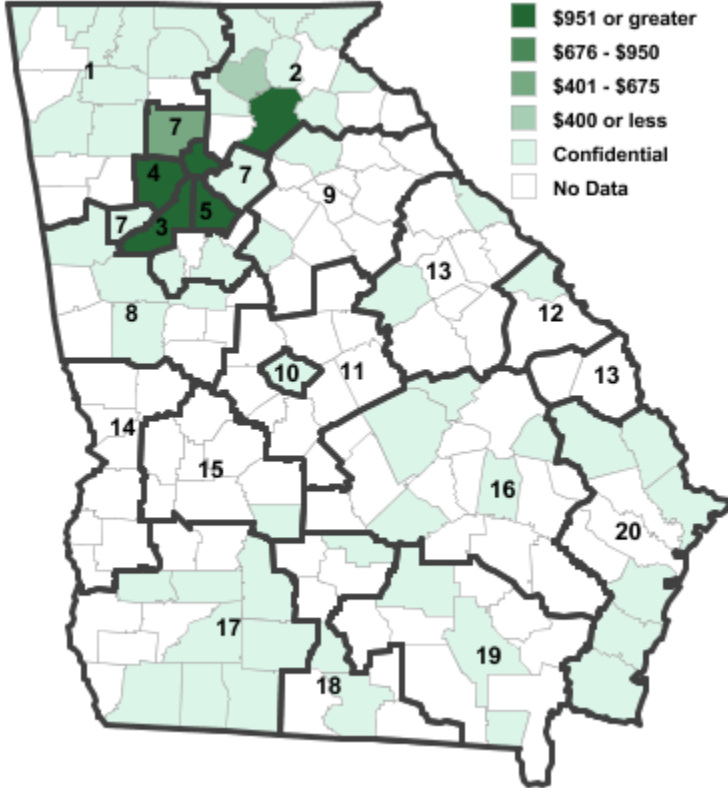
Employment



Establishments



Weekly Wages



Area

Establish- Employ- Weekly
ments ment Wages

Workforce Investment Areas

1	Northwest Georgia	15	607	\$1,407
2	Georgia Mountains	16	271	\$767
3	City of Atlanta	13	949	\$1,393
4	Cobb County	9	165	\$1,061
5	DeKalb County	4	392	\$1,004
6	Balance of Fulton County	13	949	\$1,393
7	Atlanta Regional	11	***	***
8	West Central Georgia	6	121	\$797
9	Northeast Georgia	3	***	***
10	Macon-Bibb	1	***	***
12	Richmond-Burke	2	***	***
13	East Central Georgia	2	***	***
15	Middle Flint	1	***	***
16	Heart of Georgia-Altamaha	5	56	\$622
17	Southwest Georgia	10	846	\$1,538
18	South Georgia	3	134	\$833
19	Southeast Georgia	2	***	***
20	Coastal Georgia	9	101	\$679

Counties with largest values

95	Dougherty	2	676	\$1,770
121	Fulton	13	949	\$1,393

Note: *** Confidential - Industry group does not meet criteria for disclosure