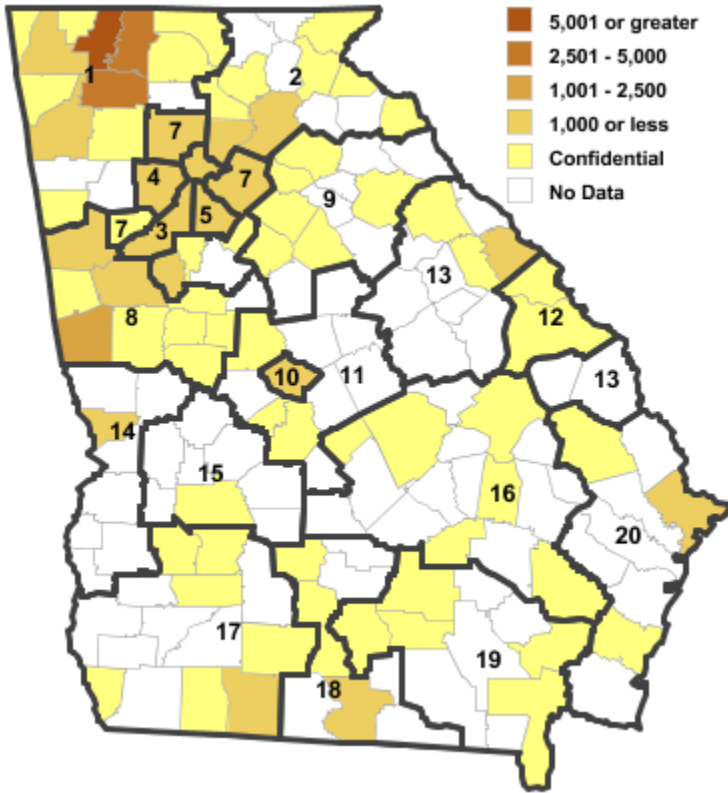


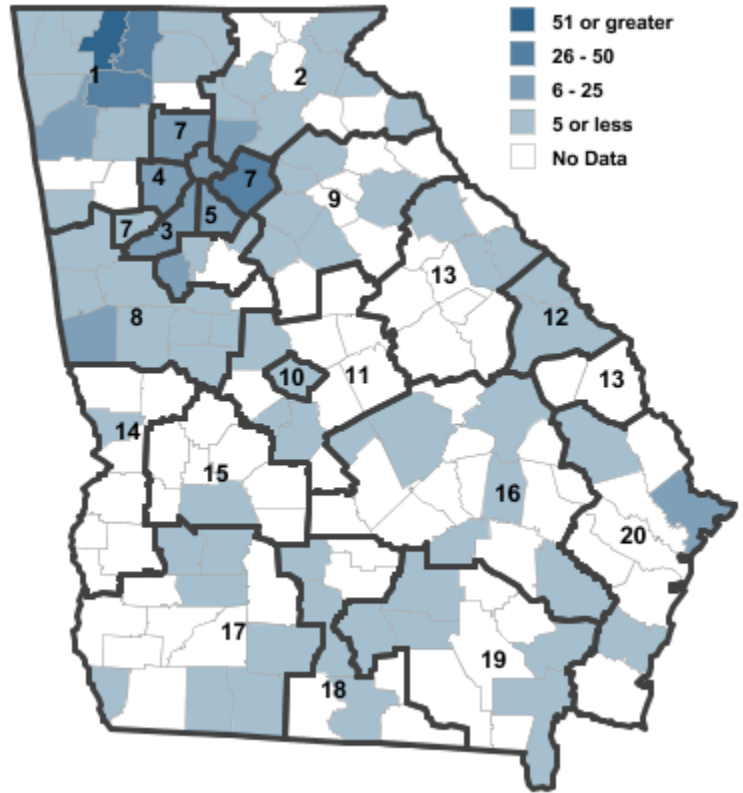
Annual Industry Averages from QCEW 2012

NAICS 314 : Textile Product Mills

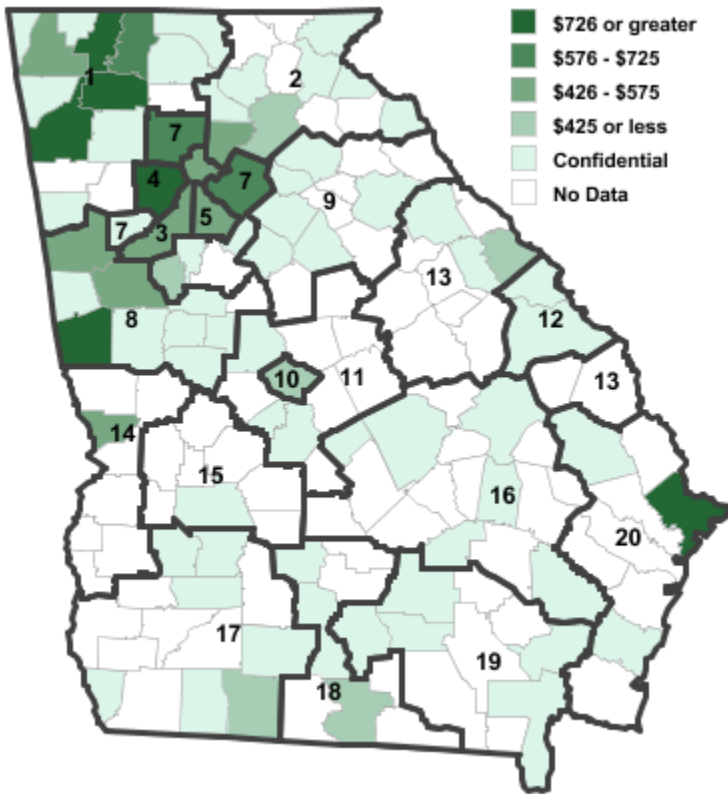
Employment



Establishments



Weekly Wages



Area

Establish- Employ- Weekly
ments ment Wages

Workforce Investment Areas

1	Northwest Georgia	214	21,029	\$772
2	Georgia Mountains	21	103	\$461
3	City of Atlanta	22	327	\$540
4	Cobb County	19	179	\$1,489
5	DeKalb County	14	108	\$571
6	Balance of Fulton County	22	327	\$540
7	Atlanta Regional	65	738	\$668
8	West Central Georgia	26	2,575	\$916
9	Northeast Georgia	8	20	\$591
10	Macon-Bibb	4	37	\$409
11	Middle Georgia	4	***	***
12	Richmond-Burke	4	374	\$449
13	East Central Georgia	6	***	***
14	Lower Chattahoochee	5	20	\$443
15	Middle Flint	2	***	***
16	Heart of Georgia-Altamaha	8	739	\$331
17	Southwest Georgia	17	127	\$386
18	South Georgia	8	72	\$450
19	Southeast Georgia	8	28	\$465
20	Coastal Georgia	9	64	\$700

Counties with largest values

67	Cobb	19	179	\$1,489
313	Whitfield	106	11,359	\$804

Note: *** Confidential - Industry group does not meet criteria for disclosure