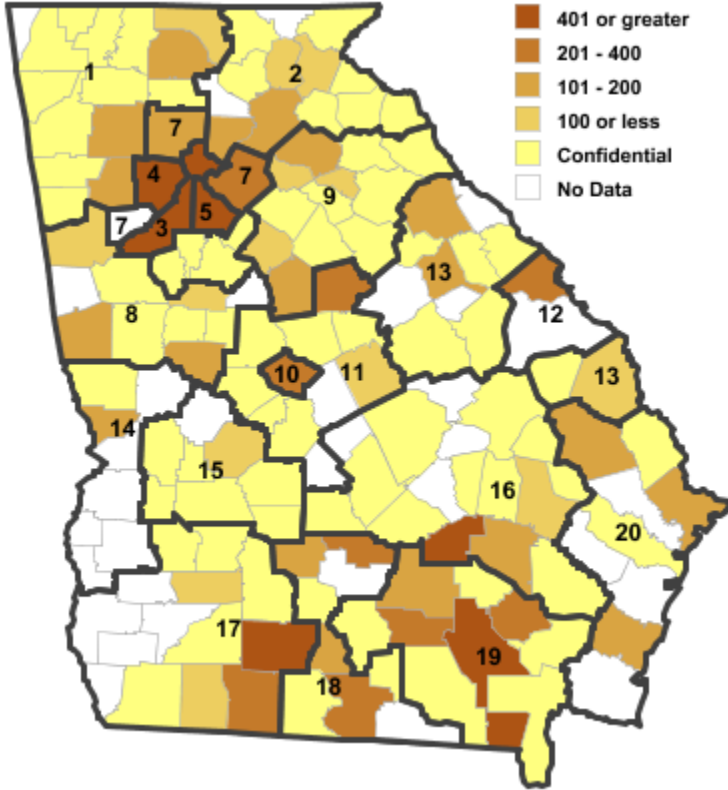


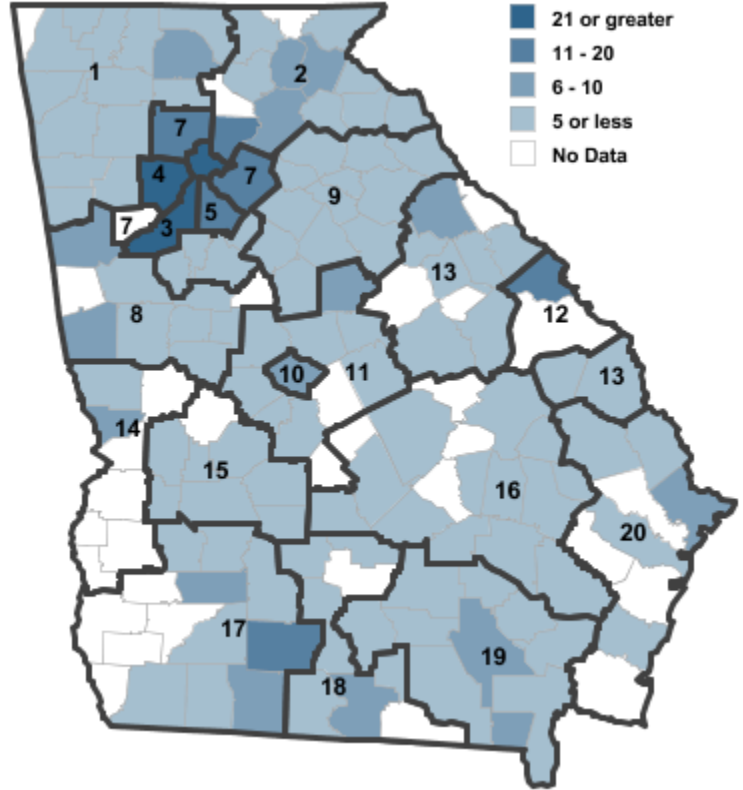
# Annual Industry Averages from QCEW 2012

## NAICS 321 : Wood Product Manufacturing

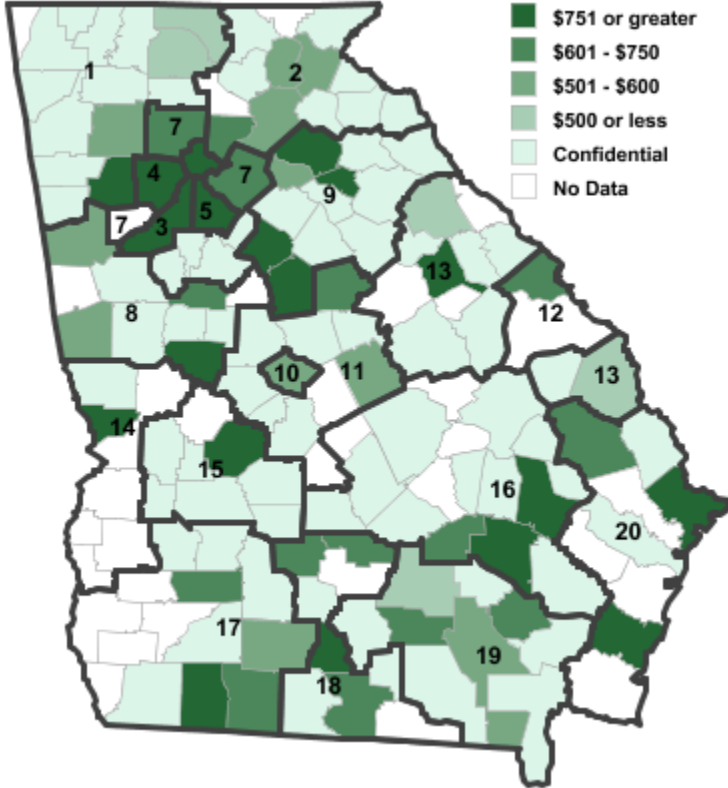
Employment



Establishments



Weekly Wages



Area

Establish- Employ- Weekly  
ments ment Wages

**Workforce Investment Areas**

1	Northwest Georgia	54	1,010	\$740
2	Georgia Mountains	54	658	\$571
3	City of Atlanta	33	757	\$970
4	Cobb County	21	453	\$763
5	DeKalb County	14	451	\$1,174
6	Balance of Fulton County	33	757	\$970
7	Atlanta Regional	42	585	\$666
8	West Central Georgia	27	757	\$747
9	Northeast Georgia	38	1,256	\$878
10	Macon-Bibb	10	264	\$550
11	Middle Georgia	24	659	\$720
12	Richmond-Burke	14	244	\$728
13	East Central Georgia	30	1,011	\$702
14	Lower Chattahoochee	7	133	\$751
15	Middle Flint	15	664	\$647
16	Heart of Georgia-Altamaha	30	1,245	\$723
17	Southwest Georgia	41	1,348	\$612
18	South Georgia	21	1,070	\$710
19	Southeast Georgia	35	1,485	\$602
20	Coastal Georgia	25	661	\$830

**Counties with largest values**

93	Dooly	2	14	\$2,092
121	Fulton	33	757	\$970

Note: \*\*\* Confidential - Industry group does not meet criteria for disclosure