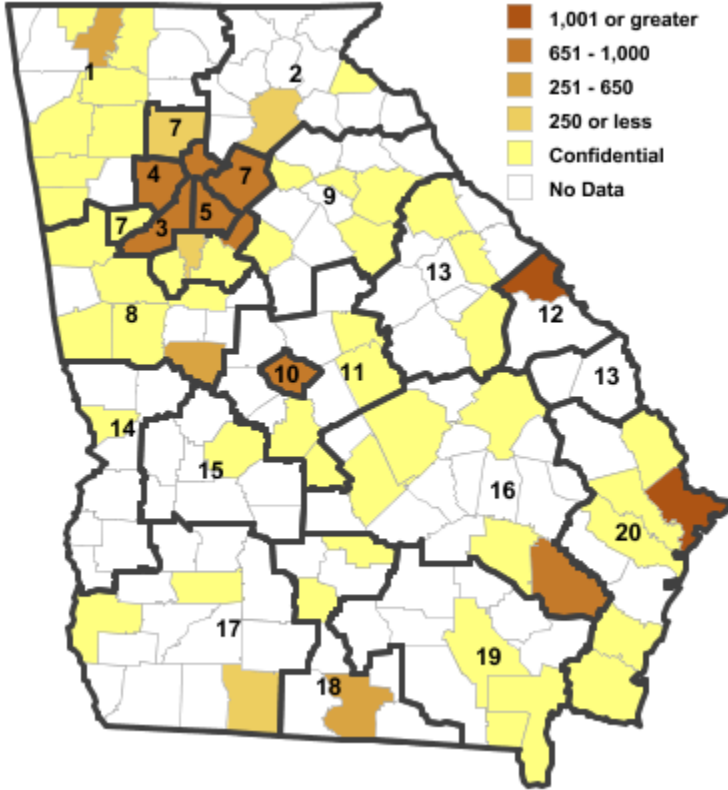


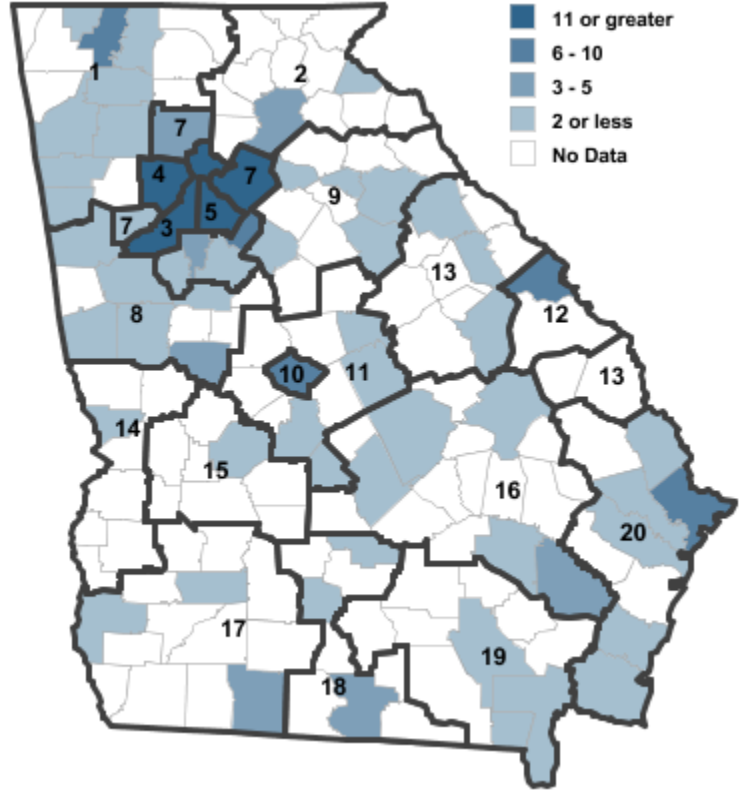
# Annual Industry Averages from QCEW 2012

## NAICS 322 : Paper Manufacturing

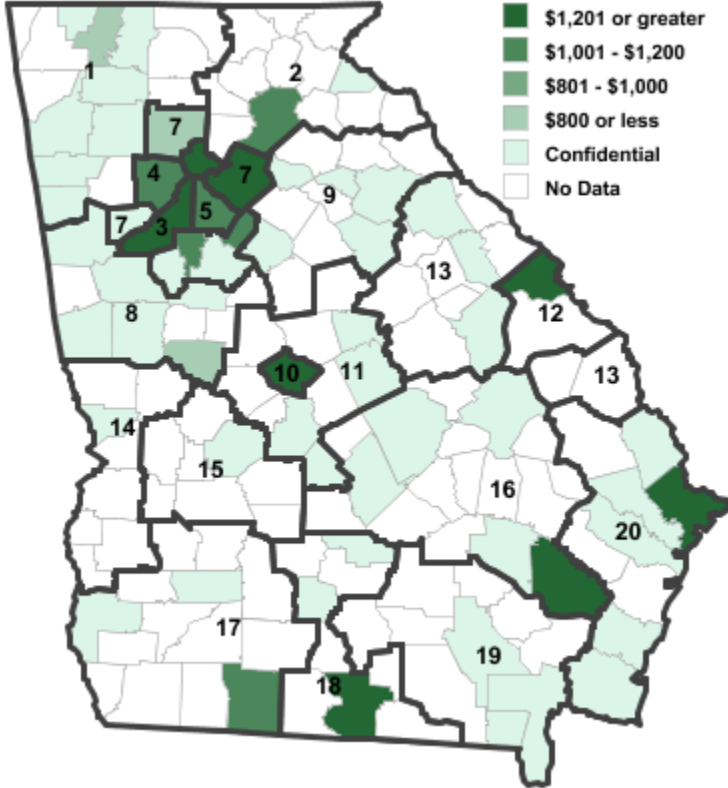
Employment



Establishments



Weekly Wages



Area

Establish- Employ- Weekly  
ments ment Wages

**Workforce Investment Areas**

1	Northwest Georgia	22	1,202	\$1,172
2	Georgia Mountains	6	86	\$804
3	City of Atlanta	24	665	\$1,446
4	Cobb County	18	956	\$1,125
5	DeKalb County	11	800	\$1,019
6	Balance of Fulton County	24	665	\$1,446
7	Atlanta Regional	40	2,533	\$1,083
8	West Central Georgia	14	1,421	\$1,028
9	Northeast Georgia	7	682	\$905
10	Macon-Bibb	6	939	\$1,365
11	Middle Georgia	5	***	***
12	Richmond-Burke	9	1,482	\$1,259
13	East Central Georgia	5	159	\$903
14	Lower Chattahoochee	2	***	***
15	Middle Flint	1	***	***
16	Heart of Georgia-Altamaha	8	1,546	\$1,376
17	Southwest Georgia	7	1,319	\$1,460
18	South Georgia	7	623	\$1,204
19	Southeast Georgia	2	***	***
20	Coastal Georgia	17	3,292	\$1,382

**Counties with largest values**

107	Emanuel	1	6	\$2,148
121	Fulton	24	665	\$1,446
245	Richmond	9	1,482	\$1,259

Note: \*\*\* Confidential - Industry group does not meet criteria for disclosure