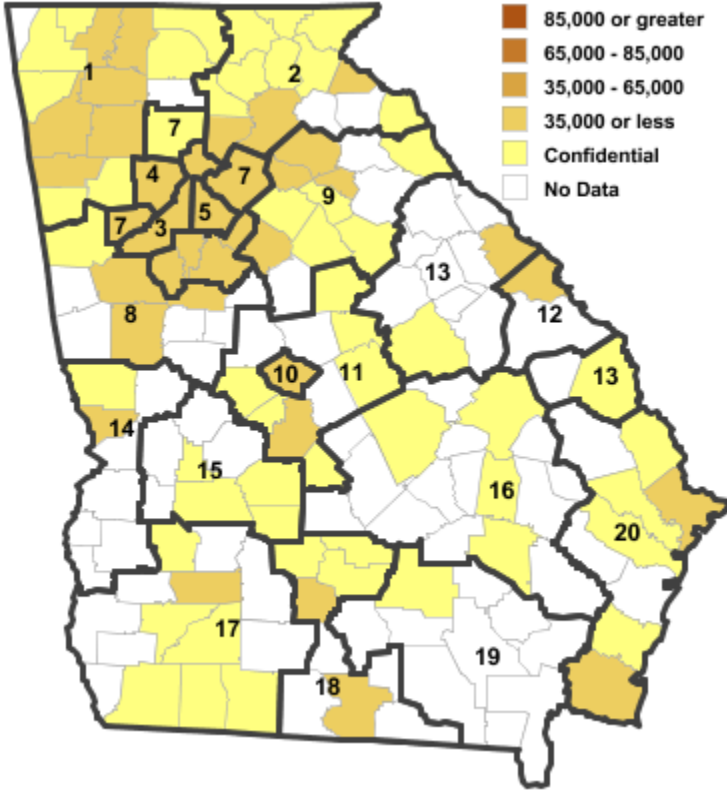


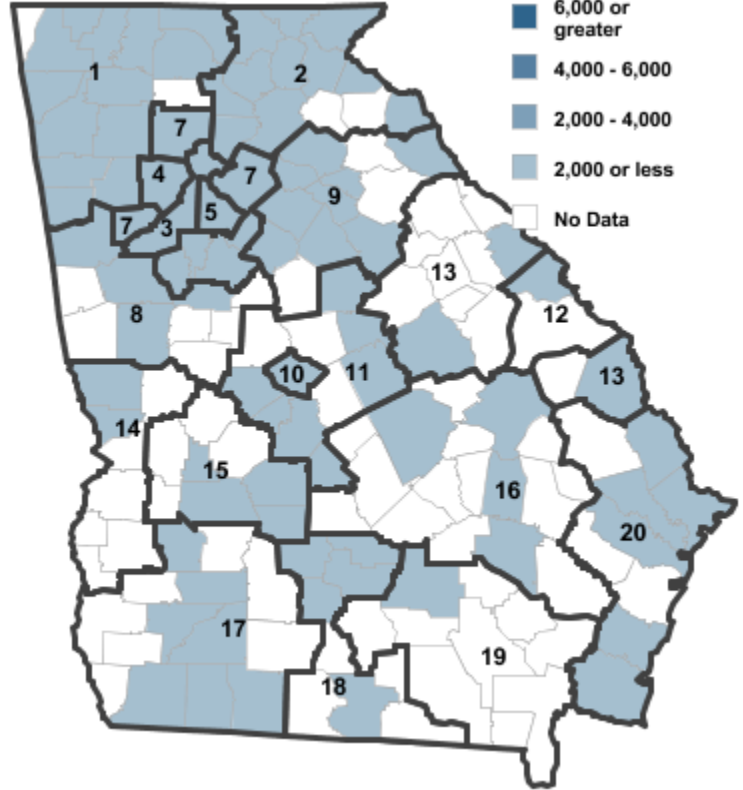
Annual Industry Averages from QCEW 2012

NAICS 325 : Chemical Manufacturing

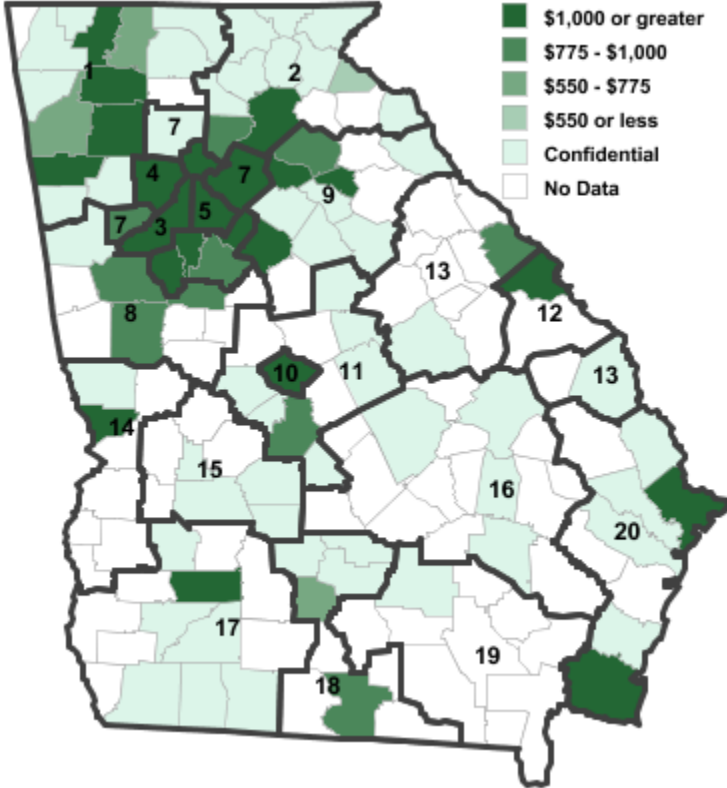
Employment



Establishments



Weekly Wages



Area

Establish- Employ- Weekly
ments ment Wages

Workforce Investment Areas

1	Northwest Georgia	73	2,888	\$1,015
2	Georgia Mountains	38	1,299	\$1,030
3	City of Atlanta	74	1,826	\$1,348
4	Cobb County	46	1,105	\$1,241
5	DeKalb County	34	725	\$1,194
6	Balance of Fulton County	74	1,826	\$1,348
7	Atlanta Regional	108	3,272	\$1,315
8	West Central Georgia	16	337	\$959
9	Northeast Georgia	34	2,331	\$1,859
10	Macon-Bibb	11	147	\$1,228
11	Middle Georgia	11	287	\$773
12	Richmond-Burke	23	1,417	\$1,584
13	East Central Georgia	7	45	\$982
14	Lower Chattahoochee	8	153	\$1,147
15	Middle Flint	6	311	\$878
16	Heart of Georgia-Altamaha	6	***	***
17	Southwest Georgia	14	263	\$1,087
18	South Georgia	15	532	\$800
19	Southeast Georgia	3	***	***
20	Coastal Georgia	27	2,026	\$1,254

Counties with largest values

121	Fulton	74	1,837	\$1,343
211	Morgan	1	2	\$2,408

Note: *** Confidential - Industry group does not meet criteria for disclosure