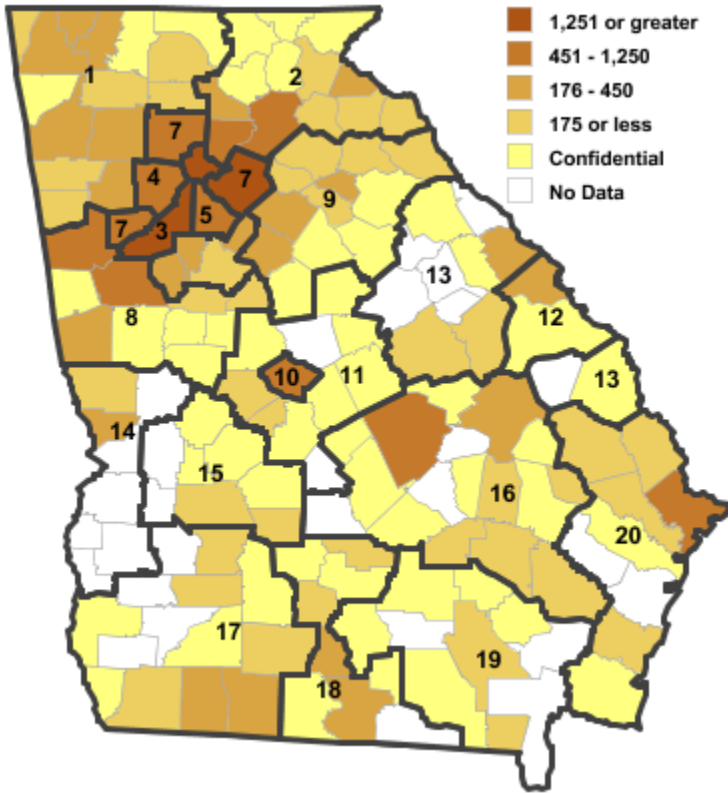


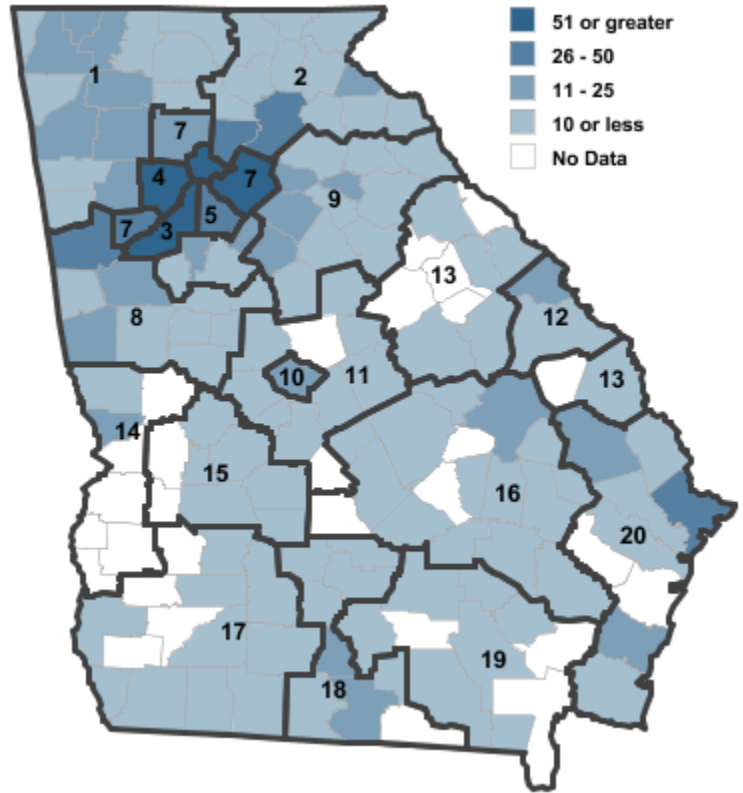
# Annual Industry Averages from QCEW 2012

## NAICS 332 : Fabricated Metal Product Manufacturing

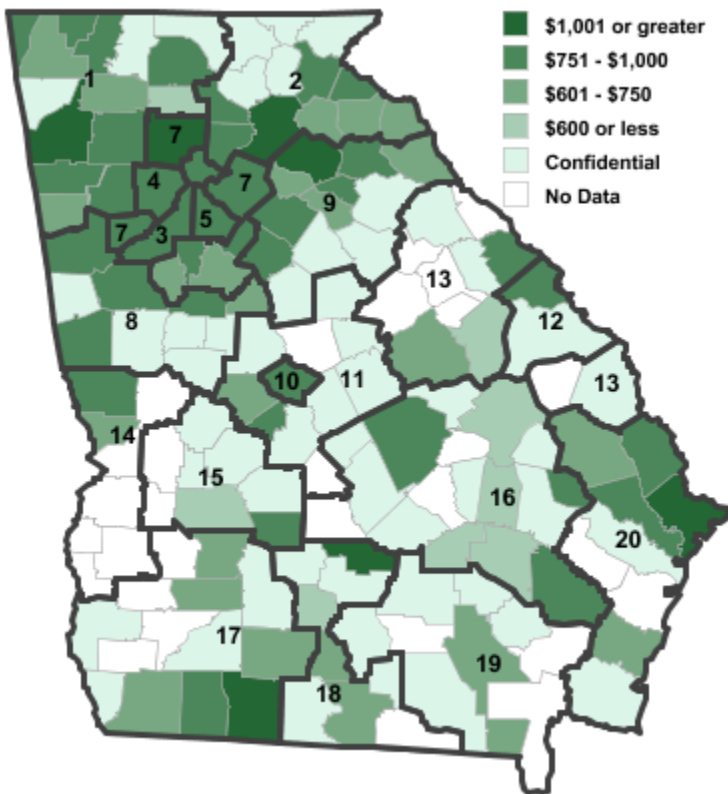
Employment



Establishments



Weekly Wages



Area

Establish- Employ- Weekly  
ments ment Wages

**Workforce Investment Areas**

1	Northwest Georgia	143	1,851	\$883
2	Georgia Mountains	133	2,775	\$883
3	City of Atlanta	75	1,452	\$890
4	Cobb County	65	1,240	\$902
5	DeKalb County	46	880	\$948
6	Balance of Fulton County	75	1,452	\$890
7	Atlanta Regional	181	4,237	\$868
8	West Central Georgia	87	1,707	\$824
9	Northeast Georgia	97	1,632	\$795
10	Macon-Bibb	25	710	\$877
11	Middle Georgia	21	107	\$787
12	Richmond-Burke	23	454	\$863
13	East Central Georgia	30	1,017	\$836
14	Lower Chattahoochee	25	398	\$714
15	Middle Flint	17	242	\$612
16	Heart of Georgia-Altamaha	51	1,480	\$687
17	Southwest Georgia	48	1,188	\$1,000
18	South Georgia	42	714	\$683
19	Southeast Georgia	23	827	\$669
20	Coastal Georgia	62	890	\$1,050

**Counties with largest values**

111	Fannin	1	5	\$3,282
135	Gwinnett	79	2,044	\$840

Note: \*\*\* Confidential - Industry group does not meet criteria for disclosure