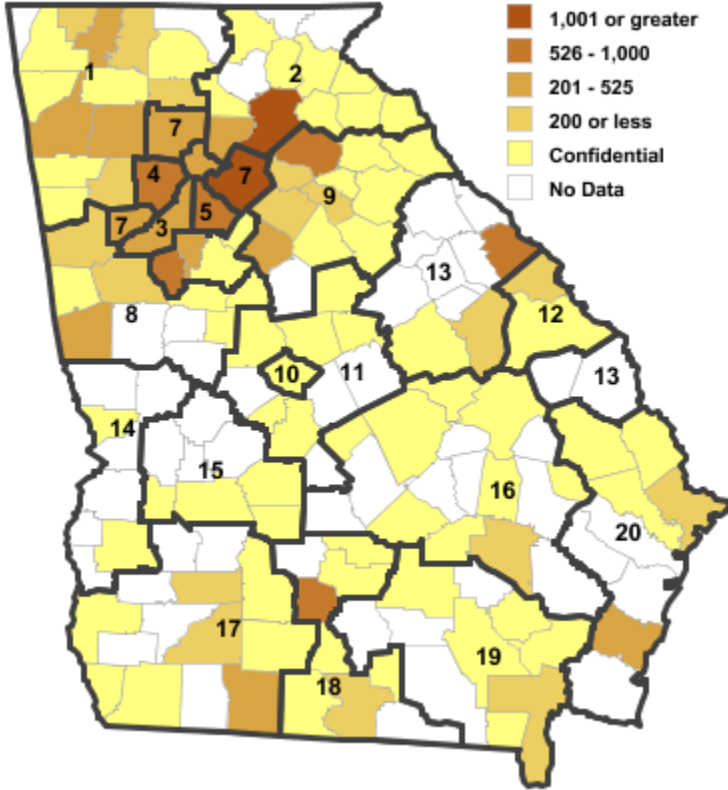


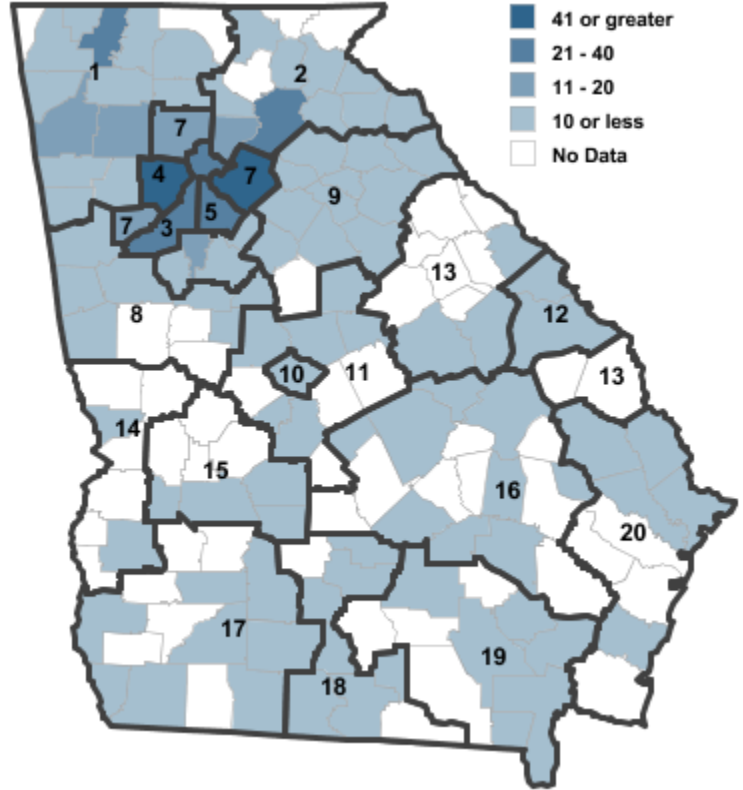
Annual Industry Averages from QCEW 2012

NAICS 333 : Machinery Manufacturing

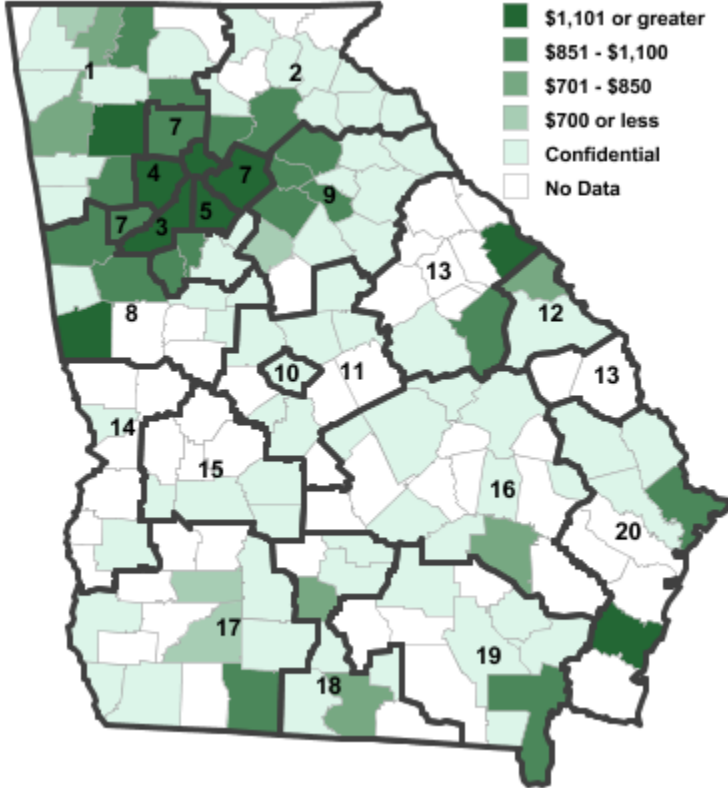
Employment



Establishments



Weekly Wages



Area

Establish- Employ- Weekly
ments ment Wages

Workforce Investment Areas

1	Northwest Georgia	73	1,559	\$951
2	Georgia Mountains	65	2,899	\$968
3	City of Atlanta	25	281	\$1,242
4	Cobb County	49	571	\$1,126
5	DeKalb County	32	978	\$1,121
6	Balance of Fulton County	25	281	\$1,242
7	Atlanta Regional	110	4,059	\$1,310
8	West Central Georgia	33	851	\$1,130
9	Northeast Georgia	45	1,900	\$882
10	Macon-Bibb	6	***	***
11	Middle Georgia	13	262	\$1,980
12	Richmond-Burke	7	72	\$918
13	East Central Georgia	8	699	\$1,348
14	Lower Chattahoochee	7	***	***
15	Middle Flint	8	382	\$892
16	Heart of Georgia-Altamaha	20	1,887	\$503
17	Southwest Georgia	21	464	\$769
18	South Georgia	18	880	\$799
19	Southeast Georgia	9	150	\$1,075
20	Coastal Georgia	21	1,037	\$905

Counties with largest values

9	Baldwin	2	96	\$3,754
135	Gwinnett	54	1,832	\$1,655

Note: *** Confidential - Industry group does not meet criteria for disclosure