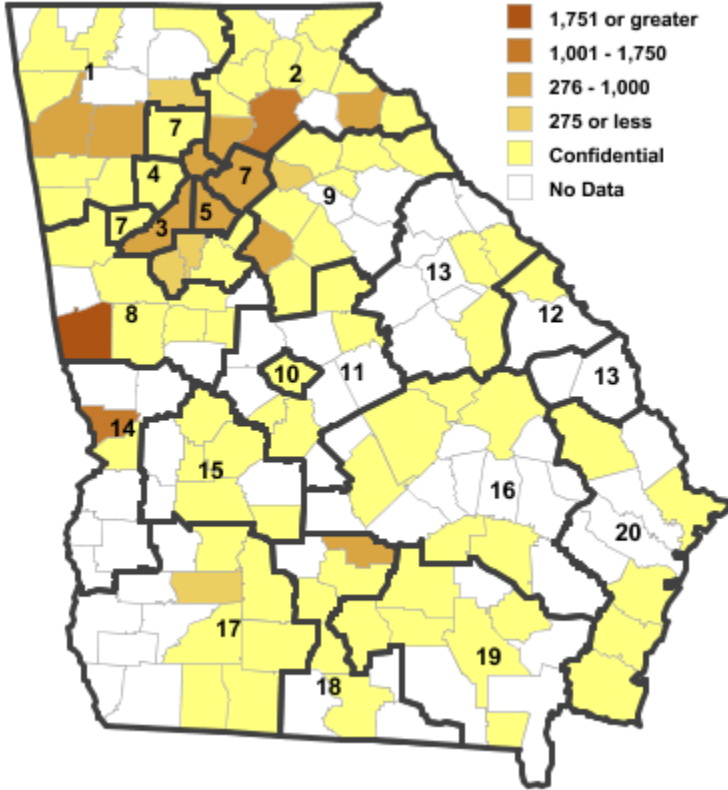


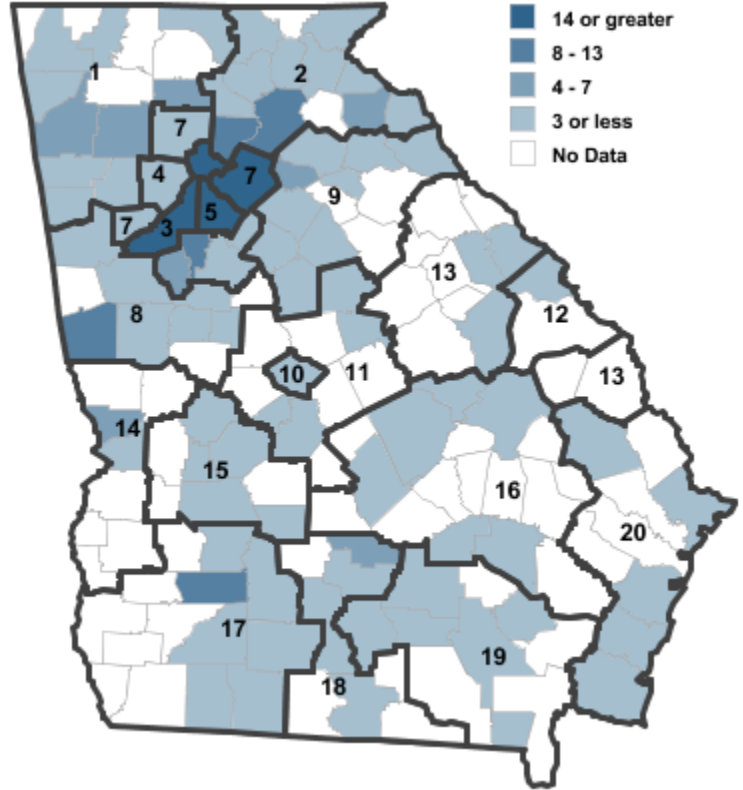
Annual Industry Averages from QCEW 2012

NAICS 336 : Transportation Equipment Manufacturing

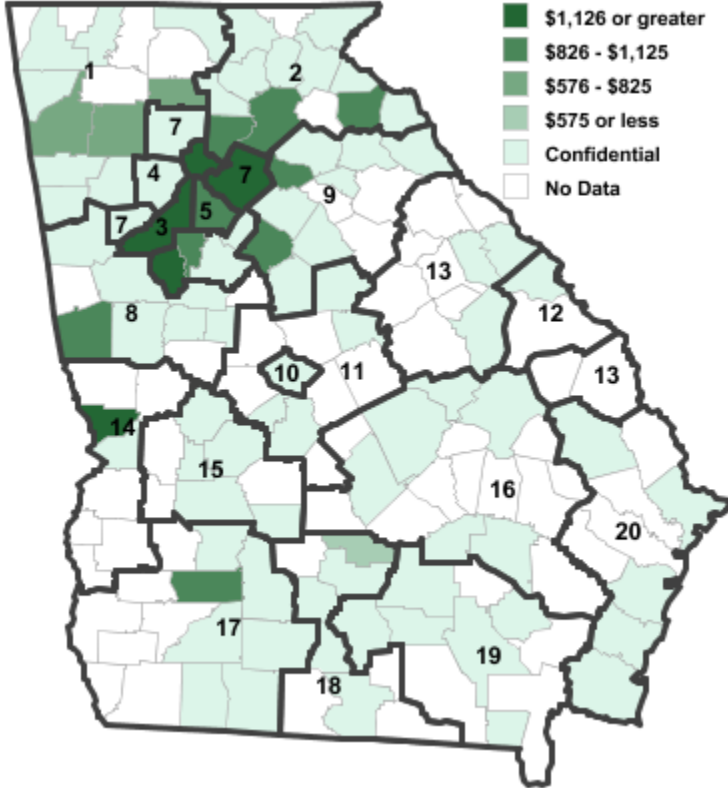
Employment



Establishments



Weekly Wages



Area

Workforce Investment Areas

Area	Establishments	Employment	Weekly Wages
1 Northwest Georgia	35	3,835	\$851
2 Georgia Mountains	42	3,854	\$925
3 City of Atlanta	54	684	\$1,219
4 Cobb County	24	***	***
5 DeKalb County	14	315	\$1,078
6 Balance of Fulton County	54	684	\$1,219
7 Atlanta Regional	47	1,014	\$1,180
8 West Central Georgia	31	7,016	\$984
9 Northeast Georgia	23	1,633	\$955
10 Macon-Bibb	3	***	***
11 Middle Georgia	36	2,401	\$1,047
12 Richmond-Burke	19	***	***
13 East Central Georgia	7	535	\$904
14 Lower Chattahoochee	10	1,157	\$1,178
15 Middle Flint	8	170	\$890
16 Heart of Georgia-Altamaha	10	488	\$824
17 Southwest Georgia	20	612	\$897
18 South Georgia	16	478	\$577
19 Southeast Georgia	8	1,463	\$801
20 Coastal Georgia	39	***	***

Counties with largest values

51 Chatham	25	8,312	\$1,644
121 Fulton	54	684	\$1,219
261 Sumter	2	8	\$2,353

Note: *** Confidential - Industry group does not meet criteria for disclosure