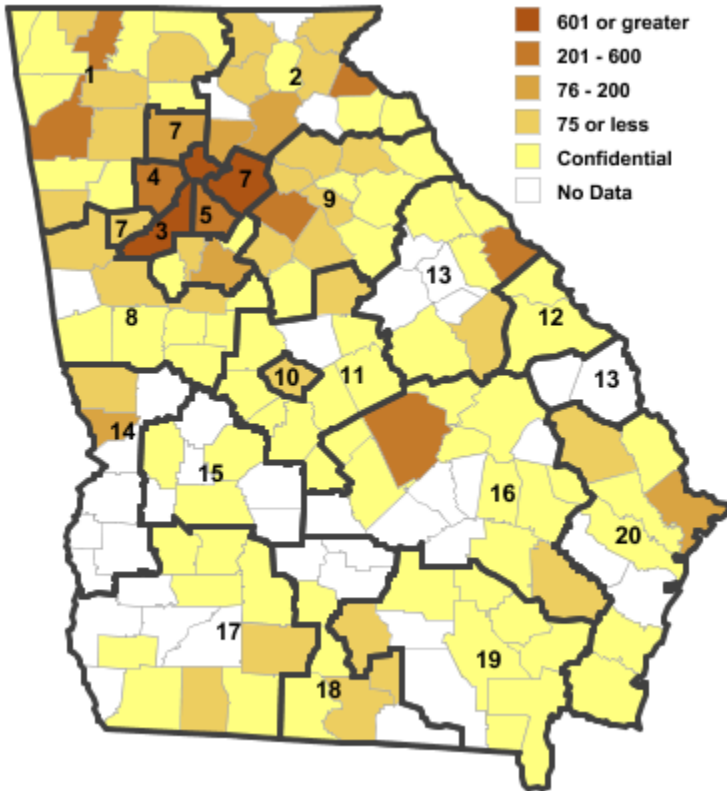


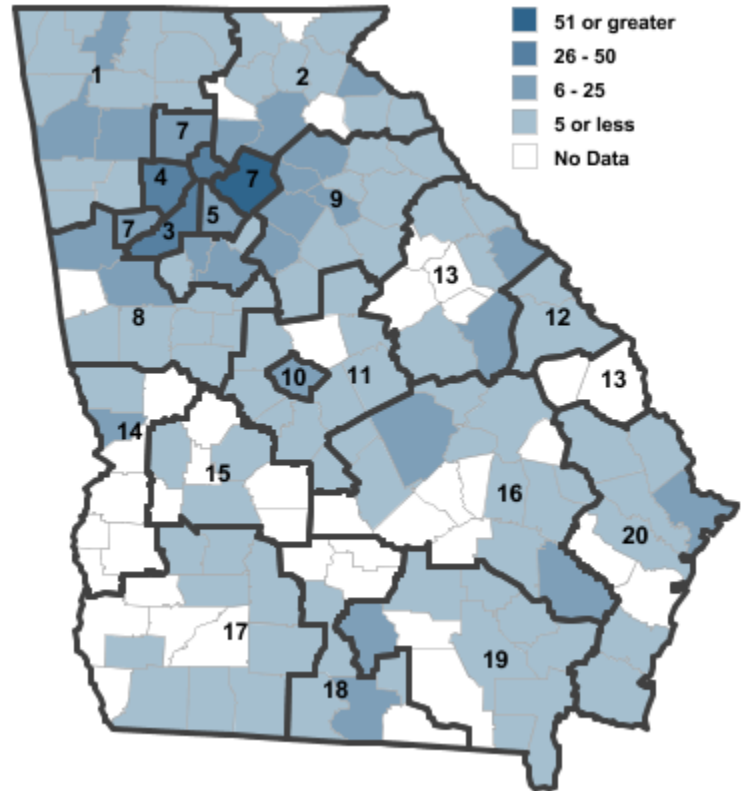
# Annual Industry Averages from QCEW 2012

## NAICS 337 : Furniture and Related Product Manufacturing

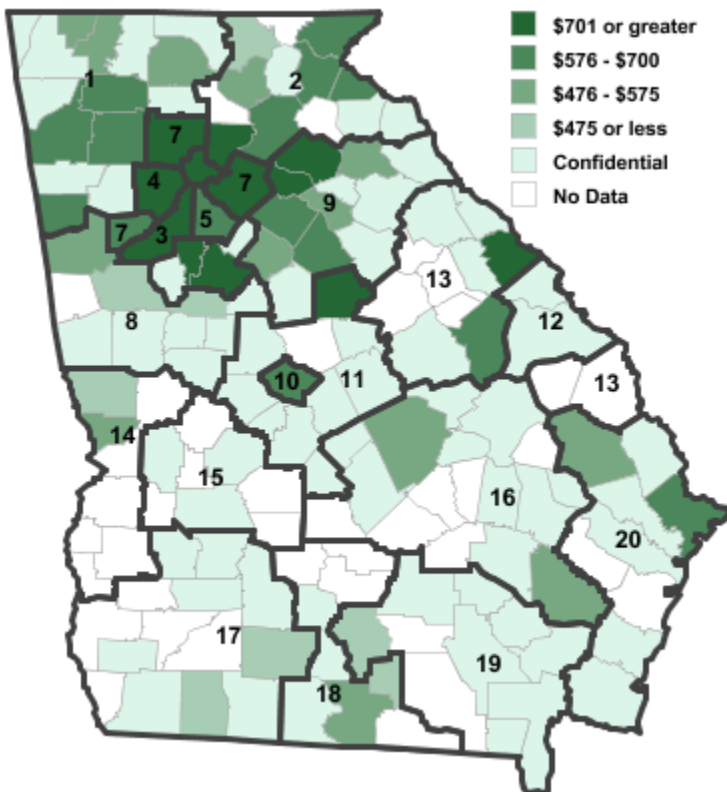
Employment



Establishments



Weekly Wages



Area

Establish- Employ- Weekly  
ments ment Wages

**Workforce Investment Areas**

1	Northwest Georgia	59	1,693	\$816
2	Georgia Mountains	78	1,128	\$748
3	City of Atlanta	37	1,008	\$866
4	Cobb County	28	392	\$764
5	DeKalb County	21	240	\$607
6	Balance of Fulton County	37	1,008	\$866
7	Atlanta Regional	112	1,317	\$824
8	West Central Georgia	33	494	\$611
9	Northeast Georgia	60	743	\$899
10	Macon-Bibb	11	47	\$632
11	Middle Georgia	16	65	\$618
12	Richmond-Burke	2	***	***
13	East Central Georgia	21	311	\$725
14	Lower Chattahoochee	14	106	\$546
15	Middle Flint	6	443	\$391
16	Heart of Georgia-Altamaha	27	528	\$553
17	Southwest Georgia	28	129	\$503
18	South Georgia	12	84	\$524
19	Southeast Georgia	19	***	***
20	Coastal Georgia	19	141	\$601

**Counties with largest values**

59	Clarke	5	159	\$1,729
121	Fulton	37	1,008	\$866
135	Gwinnett	63	780	\$801

Note: \*\*\* Confidential - Industry group does not meet criteria for disclosure