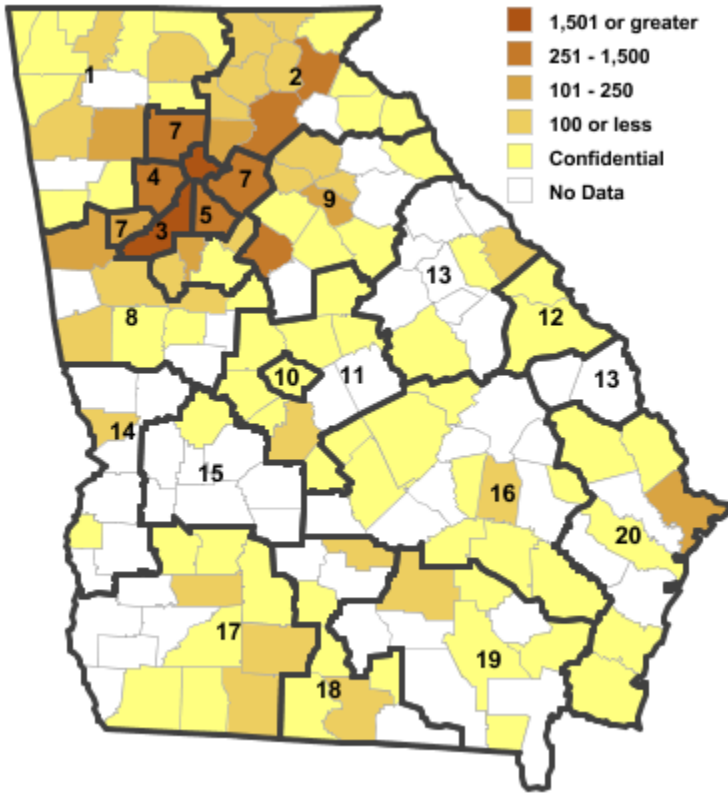


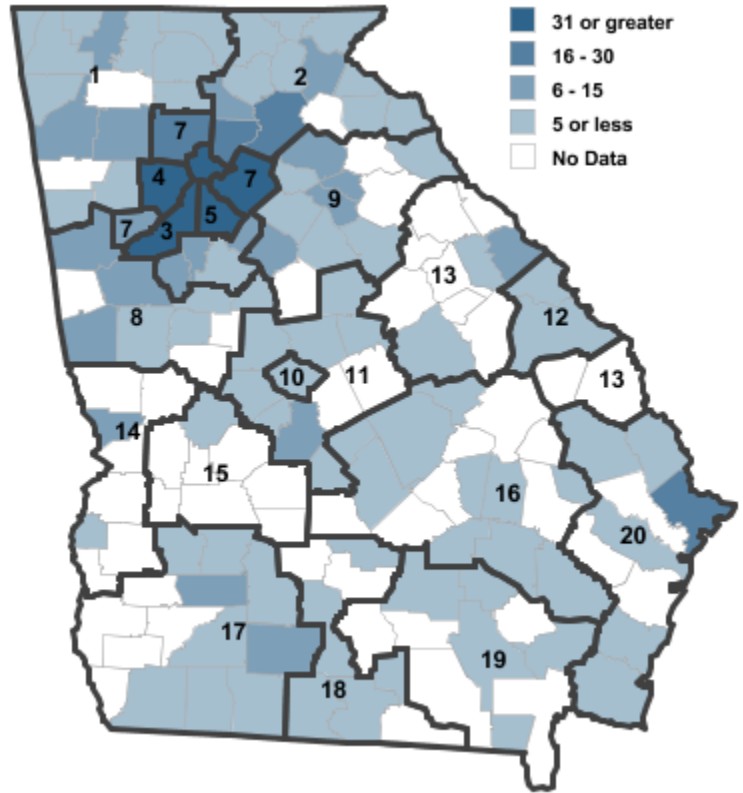
Annual Industry Averages from QCEW 2012

NAICS 339 : Miscellaneous Manufacturing

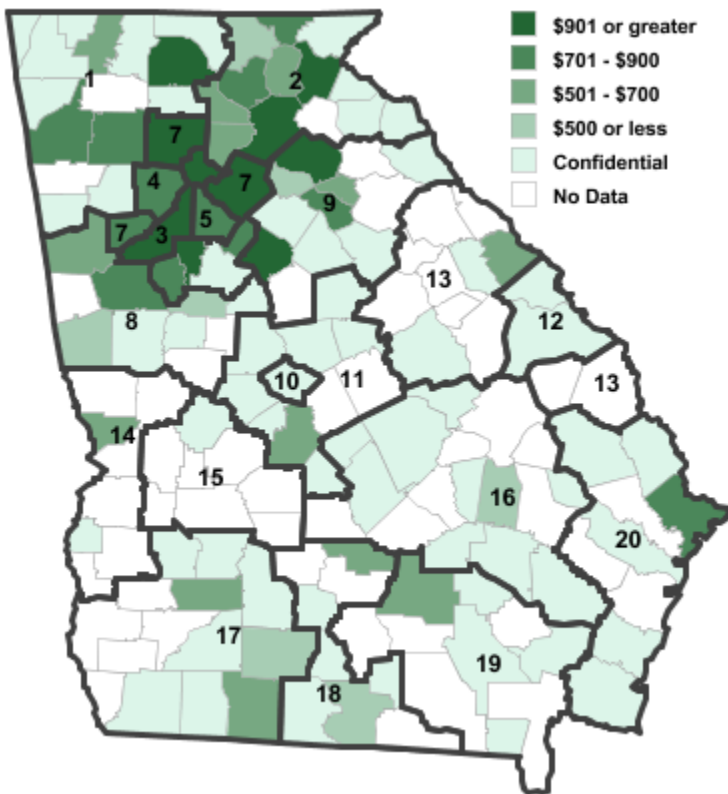
Employment



Establishments



Weekly Wages



Area

Establish- Employ- Weekly
ments ment Wages

Workforce Investment Areas

1	Northwest Georgia	53	664	\$693
2	Georgia Mountains	77	1,589	\$1,040
3	City of Atlanta	90	1,848	\$1,568
4	Cobb County	65	485	\$785
5	DeKalb County	61	811	\$867
6	Balance of Fulton County	90	1,848	\$1,568
7	Atlanta Regional	184	2,313	\$986
8	West Central Georgia	30	327	\$668
9	Northeast Georgia	39	1,004	\$1,185
10	Macon-Bibb	17	***	***
11	Middle Georgia	19	63	\$459
12	Richmond-Burke	14	765	\$931
13	East Central Georgia	12	59	\$529
14	Lower Chattahoochee	9	138	\$529
15	Middle Flint	1	***	***
16	Heart of Georgia-Altamaha	17	153	\$538
17	Southwest Georgia	25	109	\$511
18	South Georgia	13	110	\$605
19	Southeast Georgia	9	***	***
20	Coastal Georgia	28	133	\$666

Counties with largest values

121	Fulton	90	1,848	\$1,568
135	Gwinnett	109	1,313	\$1,059

Note: *** Confidential - Industry group does not meet criteria for disclosure