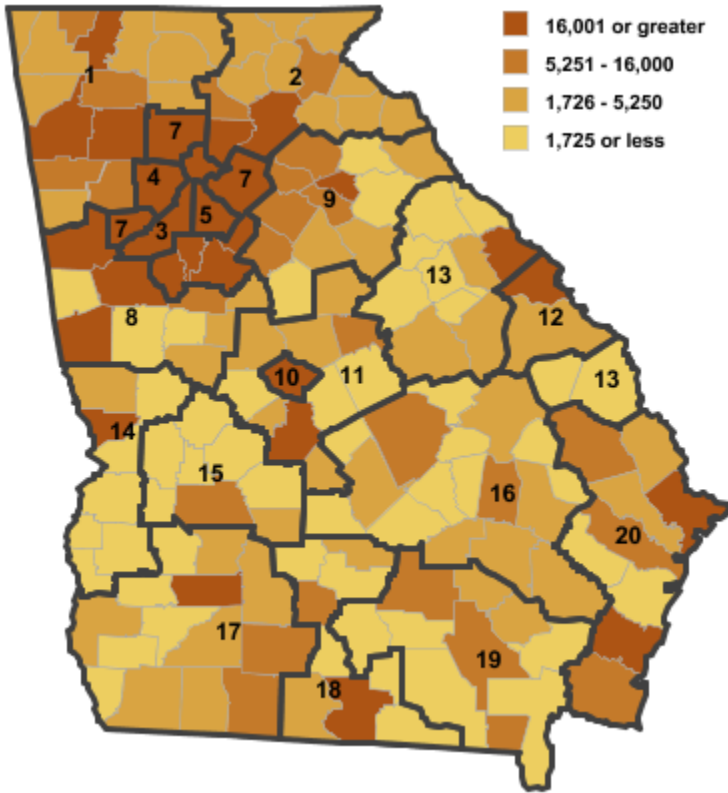


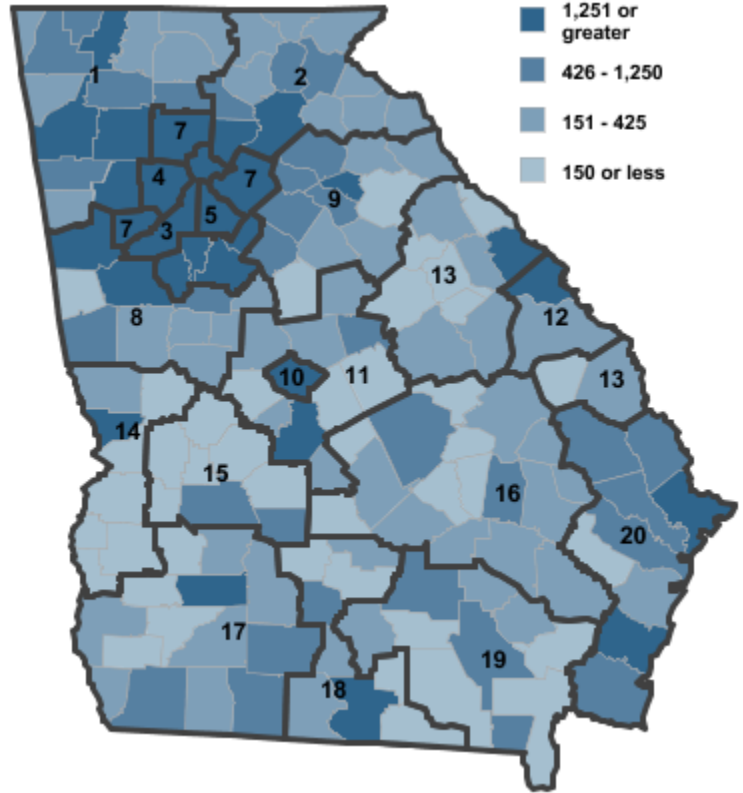
# Annual Industry Averages from QCEW 2012

## NAICS 44-45 : Retail Trade

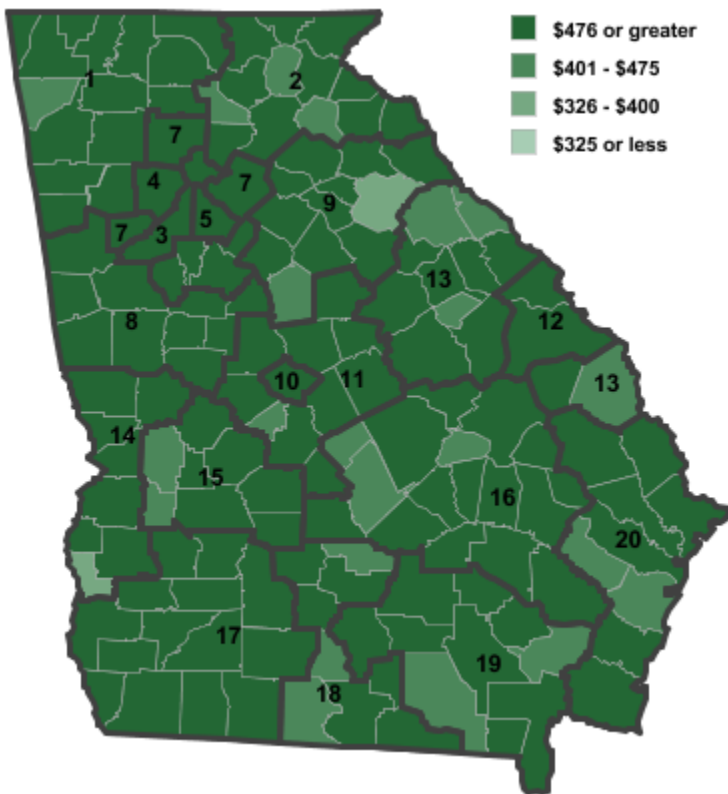
Employment



Establishments



Weekly Wages



Area

Establish- Employ- Weekly  
ments ment Wages

**Workforce Investment Areas**

1	Northwest Georgia	11,178	132,420	\$619
2	Georgia Mountains	11,536	122,330	\$703
3	City of Atlanta	<b>36,207</b>	<b>597,444</b>	<b>\$1,274</b>
4	Cobb County	17,701	230,476	\$999
5	DeKalb County	14,867	206,177	\$967
6	Balance of Fulton County	36,207	597,444	\$1,274
7	Atlanta Regional	36,087	451,827	\$809
8	West Central Georgia	6,875	85,562	\$632
9	Northeast Georgia	8,814	93,896	\$606
10	Macon-Bibb	3,848	62,382	\$700
11	Middle Georgia	4,432	48,833	\$583
12	Richmond-Burke	4,111	65,205	\$721
13	East Central Georgia	3,217	33,063	\$558
14	Lower Chattahoochee	4,460	70,013	\$720
15	Middle Flint	1,454	14,389	\$518
16	Heart of Georgia-Altamaha	4,233	43,882	\$576
17	Southwest Georgia	6,301	72,098	\$611
18	South Georgia	4,225	48,765	\$534
19	Southeast Georgia	2,447	25,891	\$565
20	Coastal Georgia	12,450	158,282	\$630

**Counties with largest values**

121	Fulton	<b>36,225</b>	<b>597,744</b>	<b>\$1,274</b>
-----	--------	---------------	----------------	----------------

Note: \*\*\* Confidential - Industry group does not meet criteria for disclosure