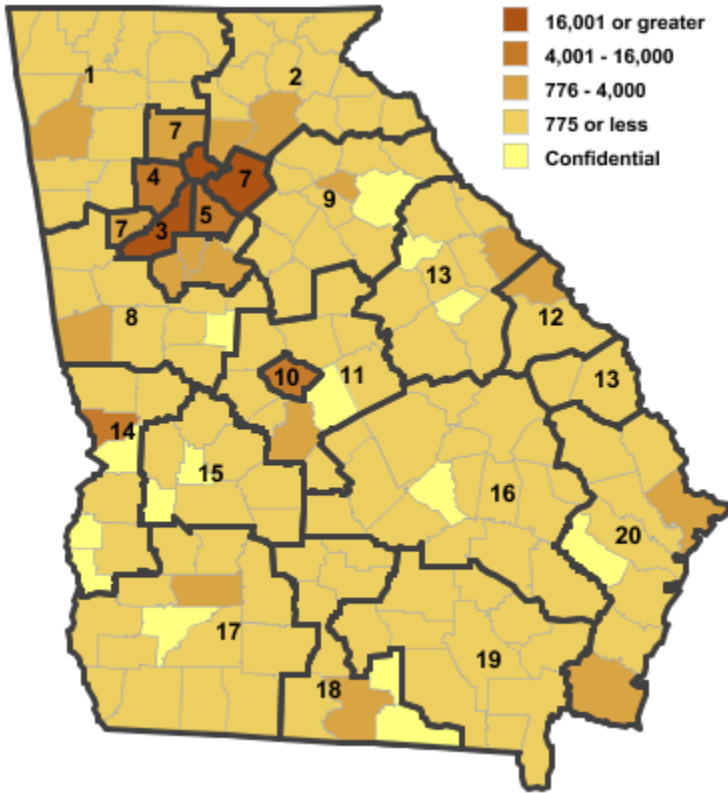


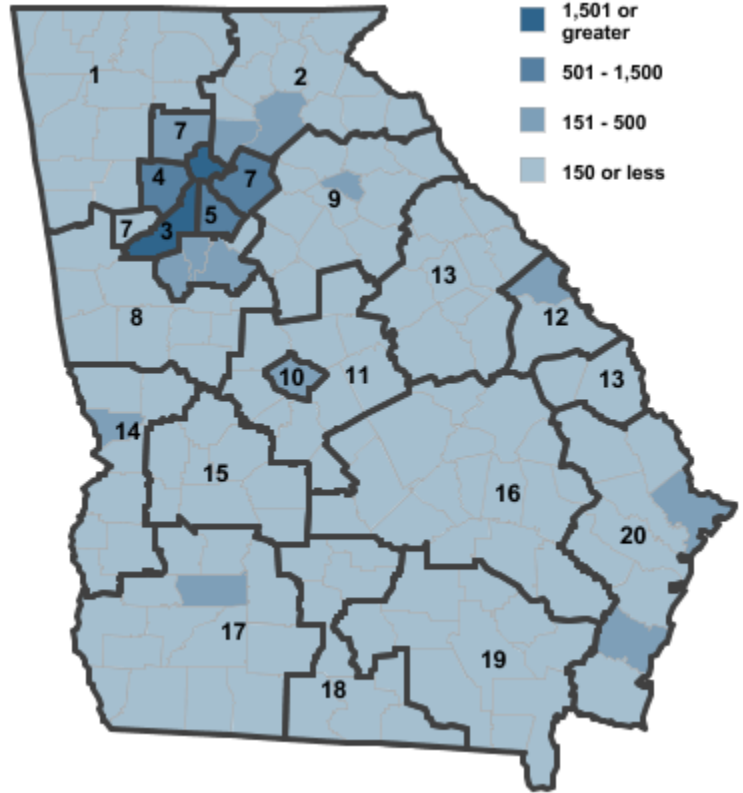
# Annual Industry Averages from QCEW 2012

## NAICS 52 : Finance and Insurance

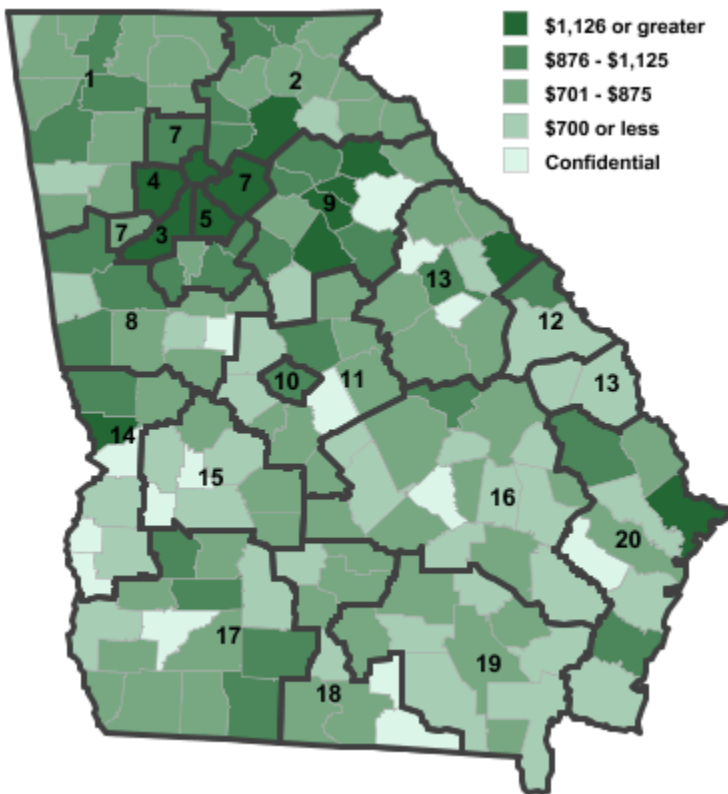
Employment



Establishments



Weekly Wages



Area

Establish- Employ- Weekly  
ments ment Wages

**Workforce Investment Areas**

1	Northwest Georgia	749	4,736	\$861
2	Georgia Mountains	770	4,924	\$1,059
3	City of Atlanta	2,897	47,254	\$2,213
4	Cobb County	1,269	12,416	\$1,382
5	DeKalb County	888	9,752	\$1,492
6	Balance of Fulton County	2,897	47,254	\$2,213
7	Atlanta Regional	2,407	23,118	\$1,180
8	West Central Georgia	506	3,313	\$858
9	Northeast Georgia	587	3,835	\$1,128
10	Macon-Bibb	310	7,140	\$890
11	Middle Georgia	301	1,917	\$778
12	Richmond-Burke	261	2,139	\$961
13	East Central Georgia	230	1,576	\$976
14	Lower Chattahoochee	351	9,509	\$1,169
15	Middle Flint	109	594	\$721
16	Heart of Georgia-Altamaha	290	2,145	\$718
17	Southwest Georgia	517	3,334	\$871
18	South Georgia	297	1,908	\$810
19	Southeast Georgia	178	1,131	\$730
20	Coastal Georgia	854	5,887	\$983

**Counties with largest values**

121	Fulton	2,898	47,301	\$2,214
-----	--------	-------	--------	---------

Note: \*\*\* Confidential - Industry group does not meet criteria for disclosure