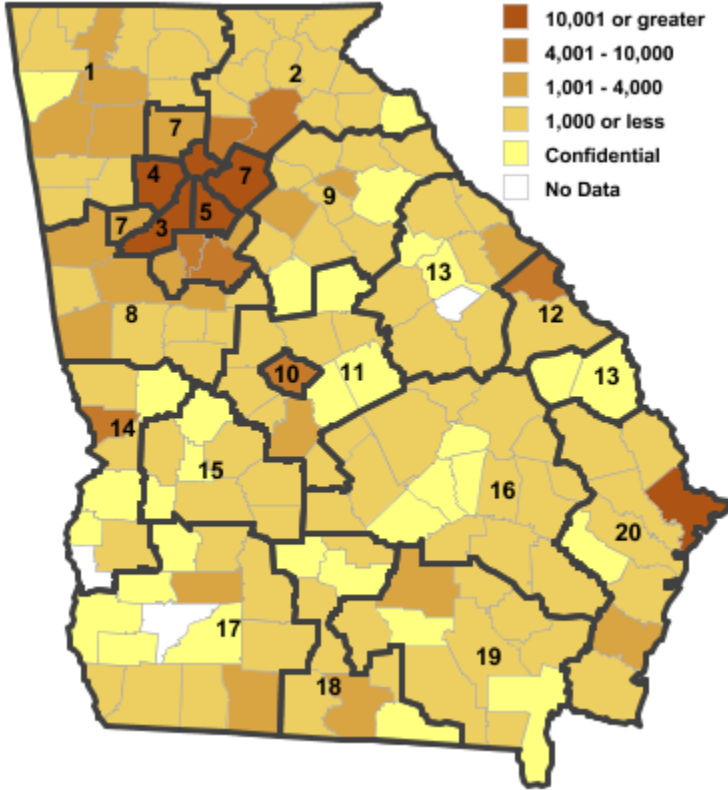


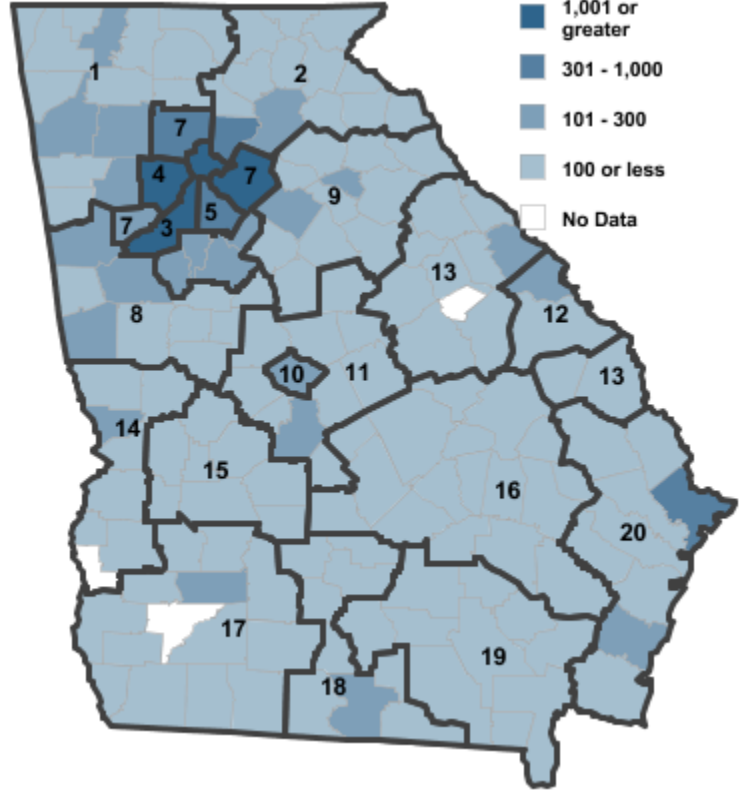
Annual Industry Averages from QCEW 2012

NAICS 56 : Administrative and Support and Waste Management

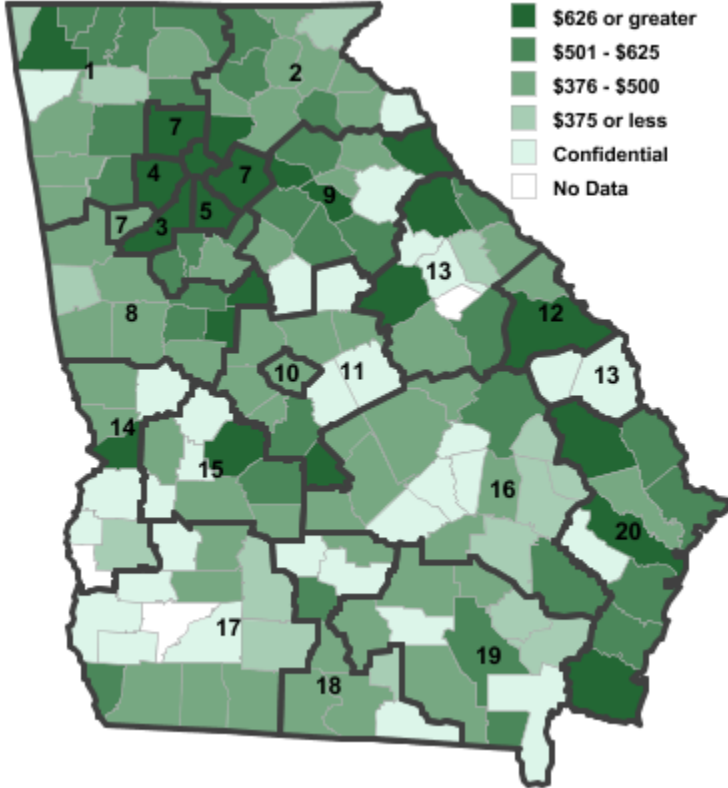
Employment



Establishments



Weekly Wages



Area

Establish- Employ- Weekly
ments ment Wages

Workforce Investment Areas

1	Northwest Georgia	746	10,479	\$472
2	Georgia Mountains	929	13,097	\$621
3	City of Atlanta	2,751	64,297	\$797
4	Cobb County	1,451	27,344	\$710
5	DeKalb County	990	19,290	\$863
6	Balance of Fulton County	2,751	64,297	\$797
7	Atlanta Regional	2,963	44,677	\$600
8	West Central Georgia	509	9,405	\$486
9	Northeast Georgia	699	7,789	\$522
10	Macon-Bibb	239	4,377	\$461
11	Middle Georgia	292	3,403	\$500
12	Richmond-Burke	261	7,102	\$424
13	East Central Georgia	275	3,059	\$471
14	Lower Chattahoochee	305	5,194	\$451
15	Middle Flint	66	540	\$452
16	Heart of Georgia-Altamaha	205	2,940	\$503
17	Southwest Georgia	314	7,763	\$439
18	South Georgia	288	4,014	\$457
19	Southeast Georgia	128	2,210	\$566
20	Coastal Georgia	910	14,452	\$552

Counties with largest values

101	Echols	2	1	\$1,463
121	Fulton	2,753	64,325	\$798

Note: *** Confidential - Industry group does not meet criteria for disclosure