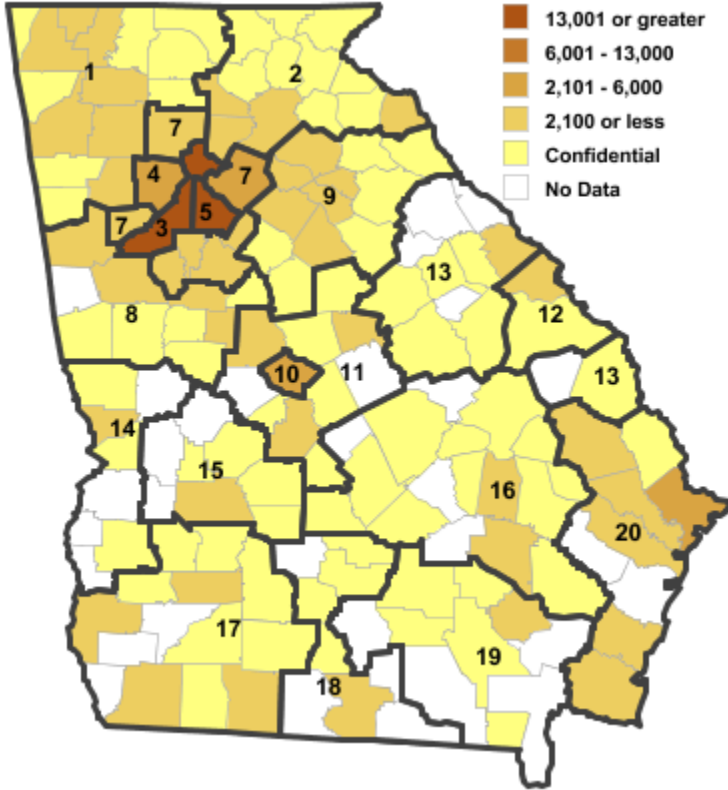


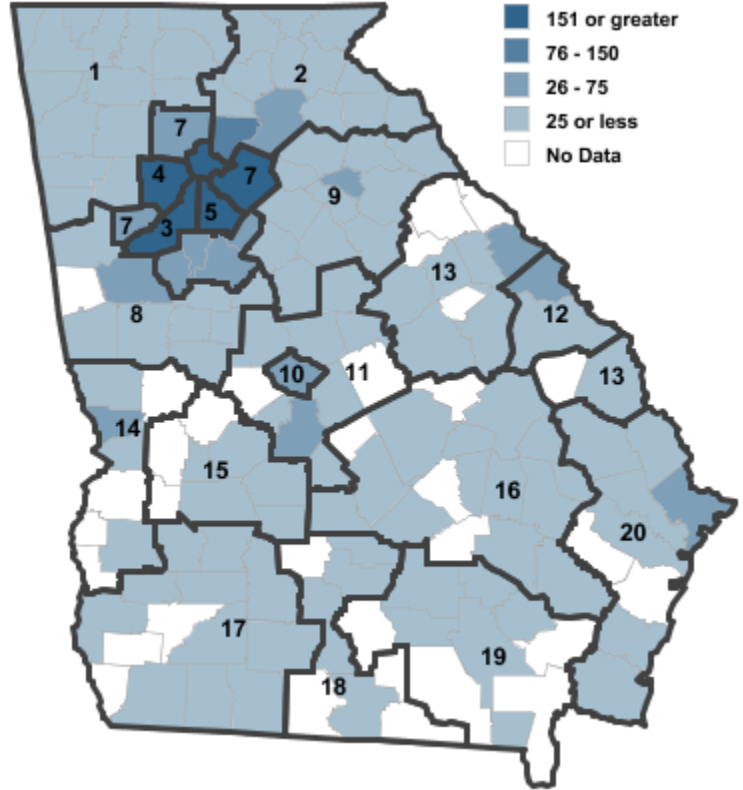
# Annual Industry Averages from QCEW 2012

## NAICS 61 : Educational Services

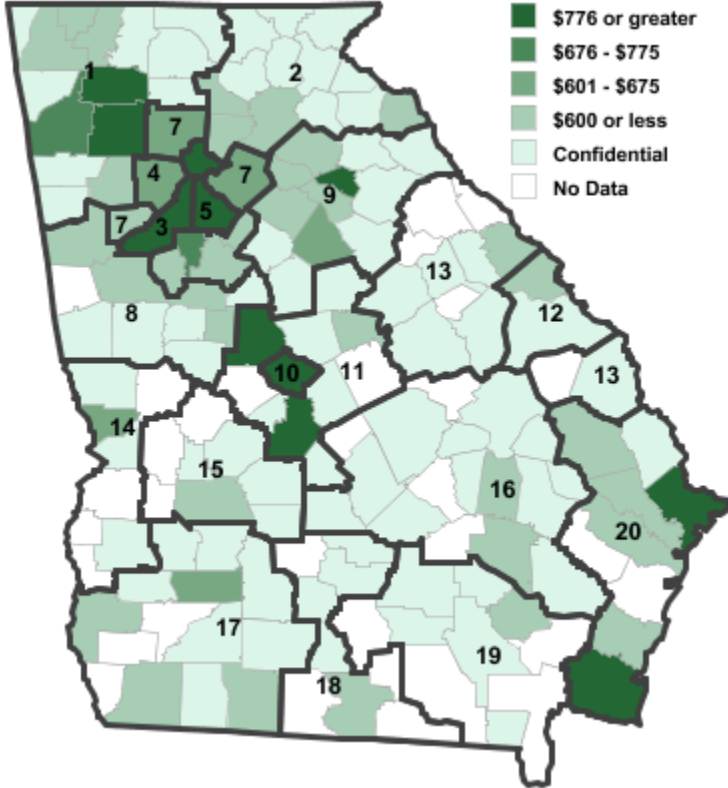
Employment



Establishments



Weekly Wages



Area

Establish- Employ- Weekly  
ments ment Wages

**Workforce Investment Areas**

1	Northwest Georgia	114	2,036	\$726
2	Georgia Mountains	170	3,853	\$515
3	City of Atlanta	605	15,822	\$853
4	Cobb County	291	3,425	\$652
5	DeKalb County	294	17,342	\$1,437
6	Balance of Fulton County	605	15,822	\$853
7	Atlanta Regional	594	6,286	\$594
8	West Central Georgia	78	1,120	\$509
9	Northeast Georgia	111	1,436	\$507
10	Macon-Bibb	44	2,314	\$840
11	Middle Georgia	48	763	\$764
12	Richmond-Burke	39	879	\$573
13	East Central Georgia	47	725	\$444
14	Lower Chattahoochee	40	660	\$617
15	Middle Flint	12	217	\$482
16	Heart of Georgia-Altamaha	25	449	\$470
17	Southwest Georgia	37	1,048	\$569
18	South Georgia	35	341	\$423
19	Southeast Georgia	13	81	\$420
20	Coastal Georgia	125	4,409	\$796

**Counties with largest values**

11	Banks	1	1	\$1,861
89	DeKalb	294	17,343	\$1,437
121	Fulton	605	15,822	\$853

Note: \*\*\* Confidential - Industry group does not meet criteria for disclosure