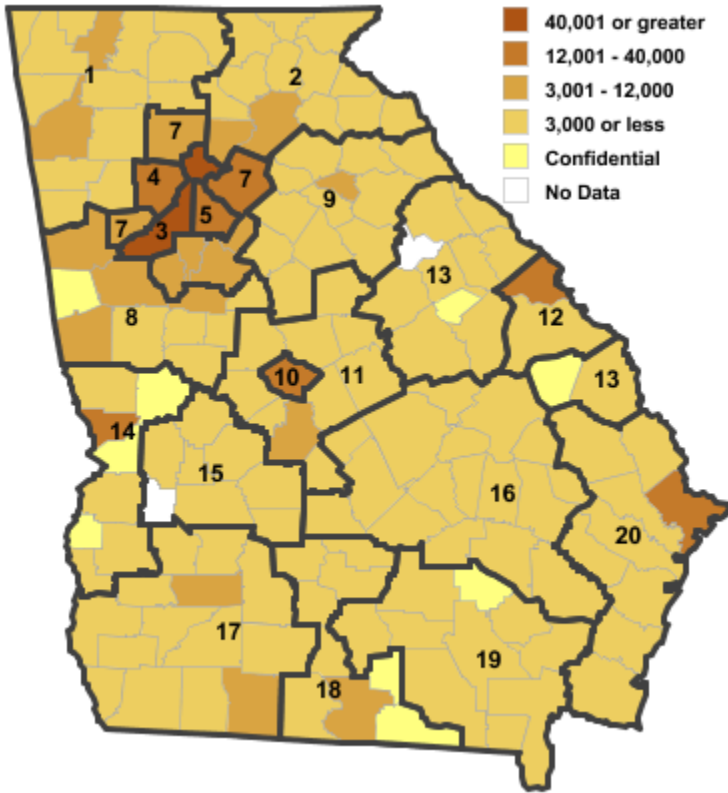
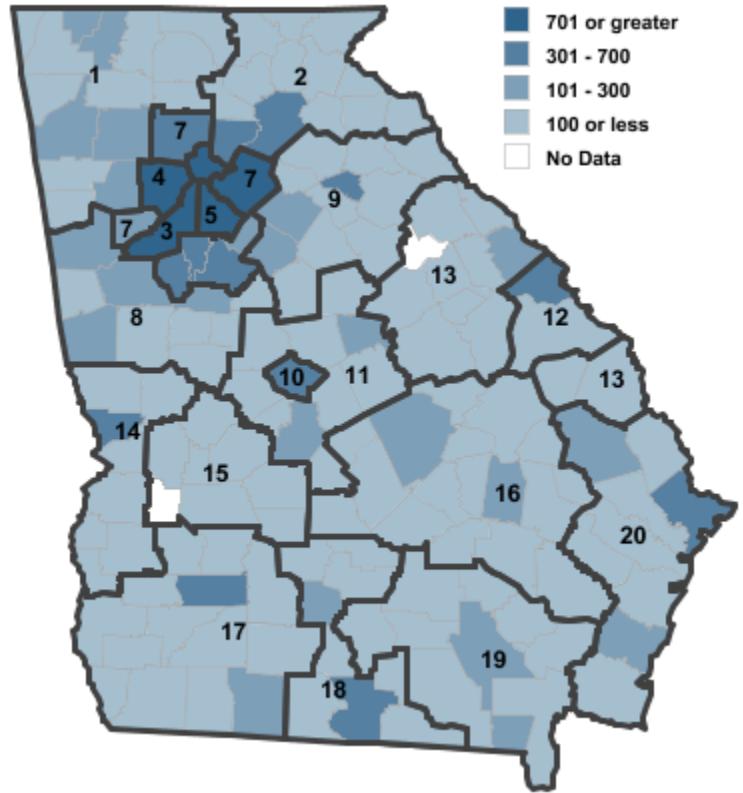


Annual Industry Averages from QCEW 2012 NAICS 62 : Health Care and Social Assistance

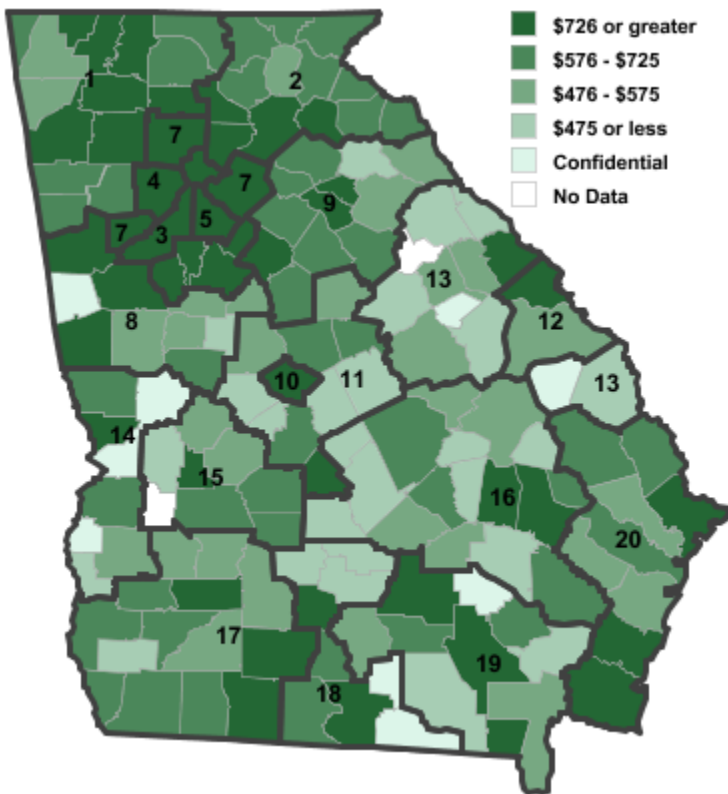
Employment



Establishments



Weekly Wages



Area

Establish- Employ- Weekly ments ment Wages

Workforce Investment Areas

1	Northwest Georgia	1,244	25,020	\$812
2	Georgia Mountains	1,266	22,303	\$800
3	City of Atlanta	3,493	72,811	\$1,062
4	Cobb County	1,719	31,328	\$985
5	DeKalb County	1,691	35,655	\$861
6	Balance of Fulton County	3,493	72,811	\$1,062
7	Atlanta Regional	3,783	55,209	\$816
8	West Central Georgia	794	18,160	\$785
9	Northeast Georgia	1,073	18,543	\$809
10	Macon-Bibb	547	15,418	\$924
11	Middle Georgia	584	8,822	\$652
12	Richmond-Burke	685	17,531	\$951
13	East Central Georgia	390	5,239	\$623
14	Lower Chattahoochee	642	13,859	\$842
15	Middle Flint	167	3,755	\$582
16	Heart of Georgia-Altamaha	633	10,278	\$658
17	Southwest Georgia	798	16,213	\$836
18	South Georgia	564	8,047	\$726
19	Southeast Georgia	293	5,790	\$737
20	Coastal Georgia	1,430	25,858	\$854

Counties with largest values

53	Chattahoochee	5	13	\$1,224
121	Fulton	3,499	72,869	\$1,062

Note: *** Confidential - Industry group does not meet criteria for disclosure