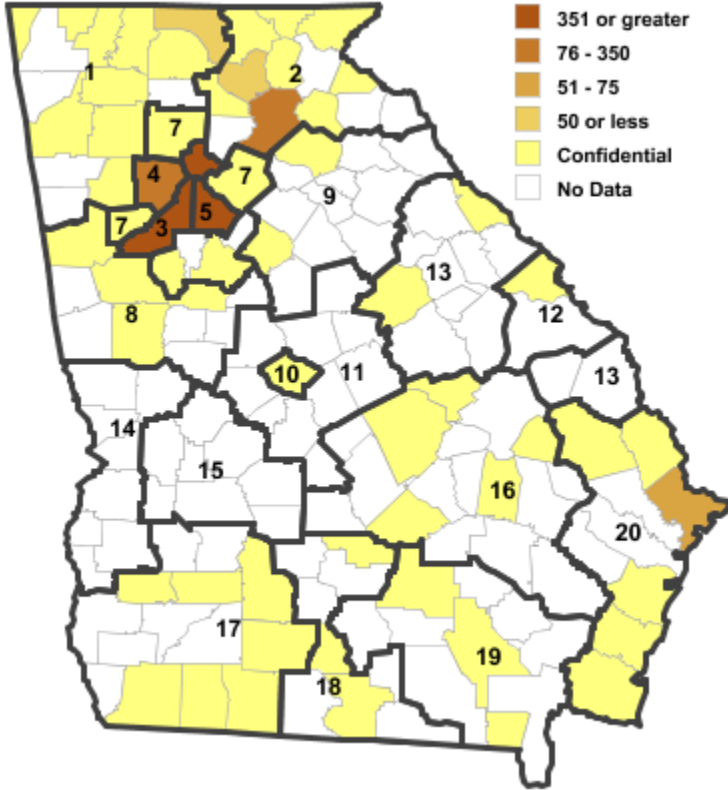


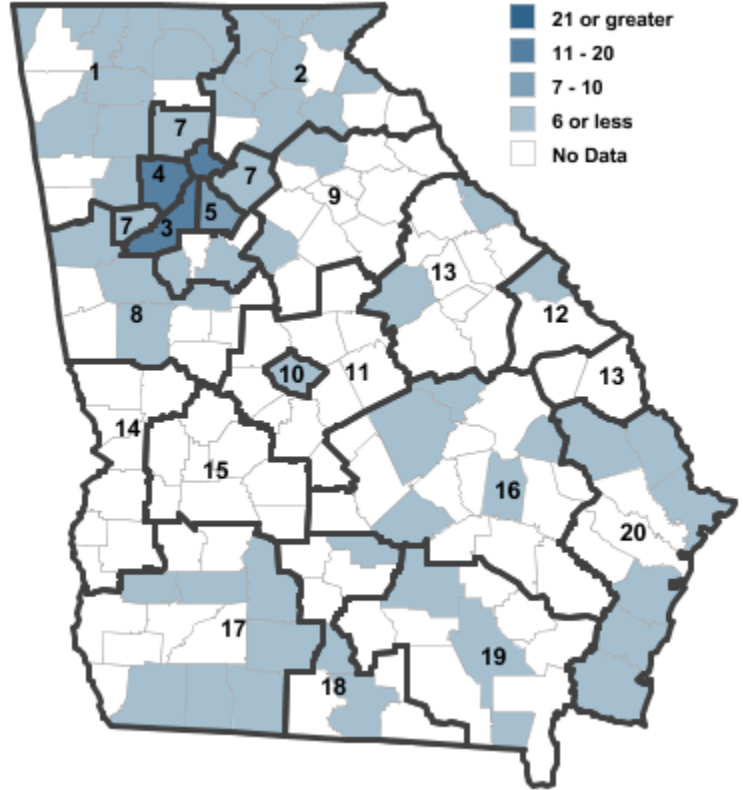
Annual Industry Averages from QCEW 2013

NAICS 312 : Beverage and Tobacco Product Manufacturing

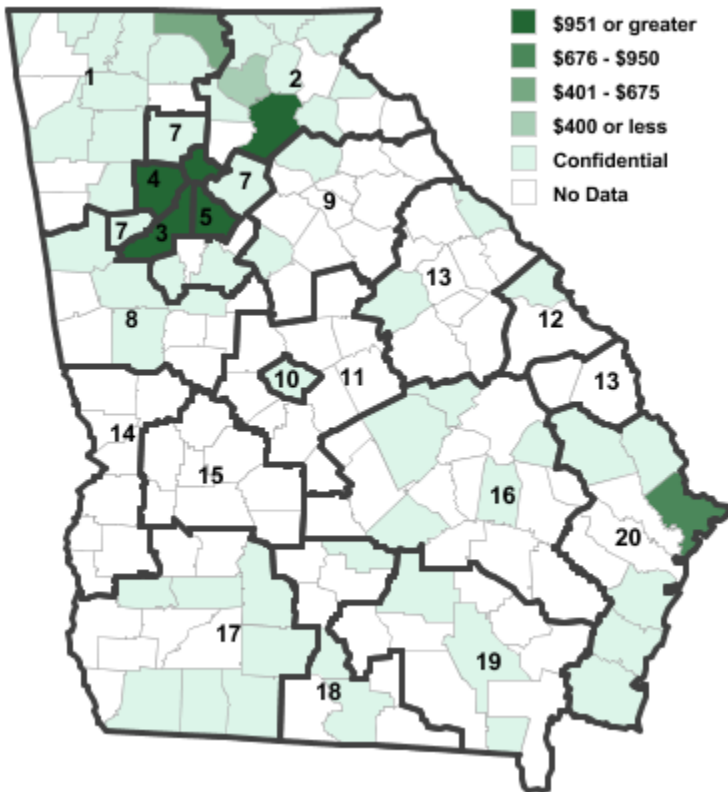
Employment



Establishments



Weekly Wages



Area

Establish- Employ- Weekly
ments ment Wages

Workforce Investment Areas

1	Northwest Georgia	16	629	\$1,444
2	Georgia Mountains	17	267	\$805
3	City of Atlanta	14	993	\$1,328
4	Cobb County	14	190	\$1,051
5	DeKalb County	8	393	\$1,047
6	Balance of Fulton County	14	993	\$1,328
7	Atlanta Regional	11	***	***
8	West Central Georgia	5	107	\$734
9	Northeast Georgia	2	***	***
10	Macon-Bibb	1	***	***
12	Richmond-Burke	2	***	***
13	East Central Georgia	2	***	***
16	Heart of Georgia-Altamaha	4	49	\$655
17	Southwest Georgia	9	830	\$1,590
18	South Georgia	3	143	\$742
19	Southeast Georgia	2	***	***
20	Coastal Georgia	9	97	\$772

Counties with largest values

67	Cobb	14	190	\$1,051
95	Dougherty	2	659	\$1,840
121	Fulton	14	993	\$1,328

Note: *** Confidential - Industry group does not meet criteria for disclosure