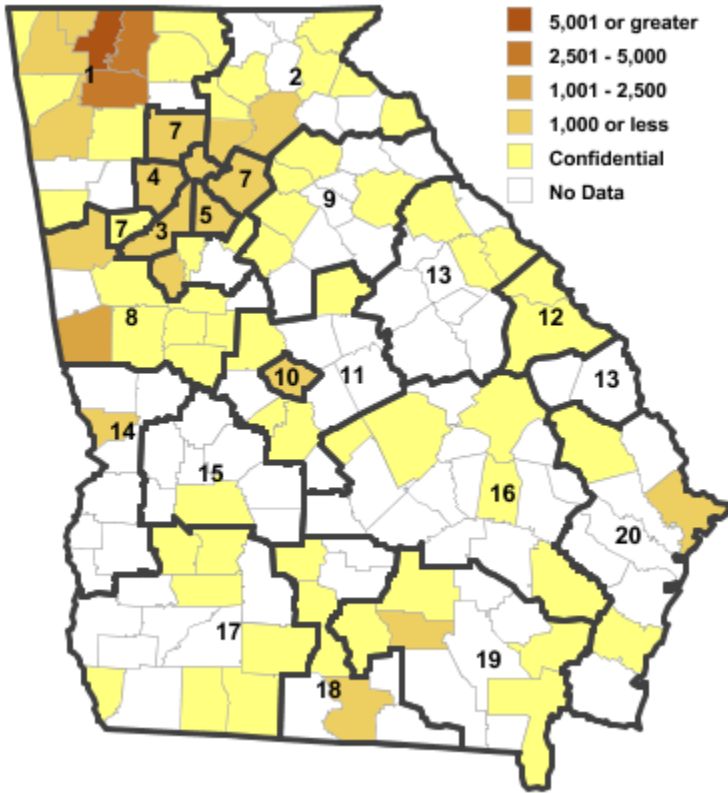


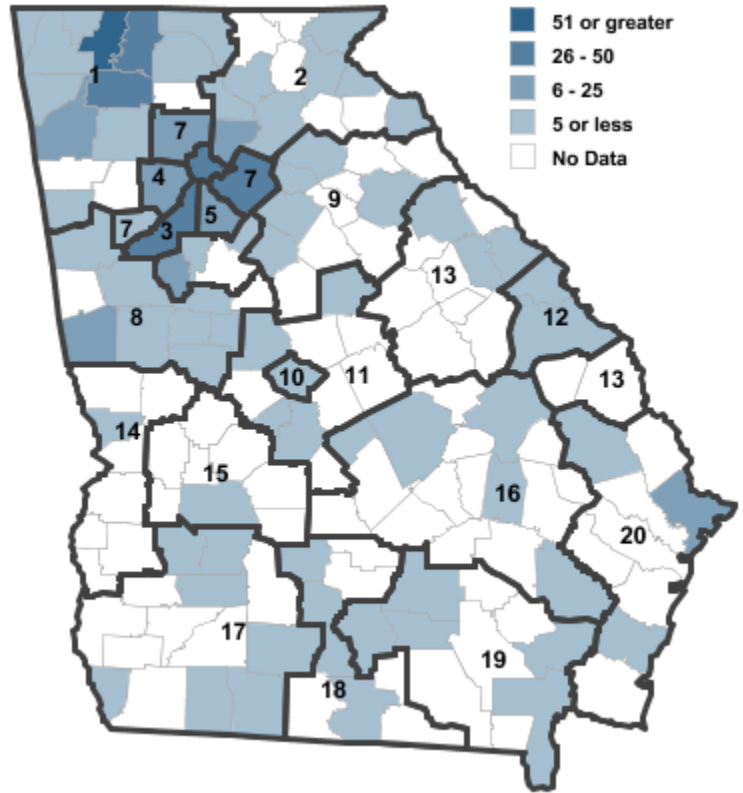
Annual Industry Averages from QCEW 2013

NAICS 314 : Textile Product Mills

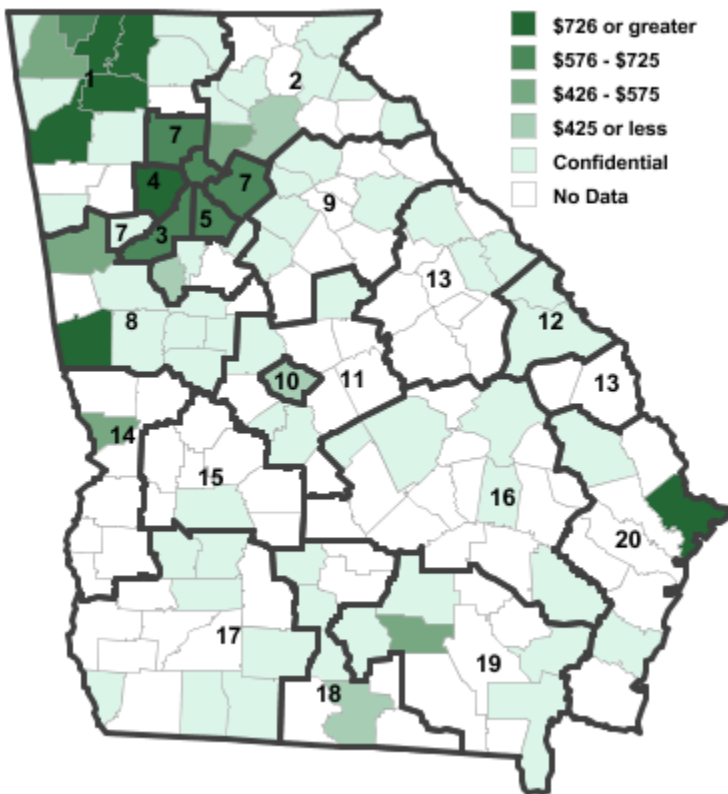
Employment



Establishments



Weekly Wages



Area

Establish- Employ- Weekly
ments ment Wages

Workforce Investment Areas

1	Northwest Georgia	207	20,749	\$810
2	Georgia Mountains	21	129	\$498
3	City of Atlanta	26	329	\$594
4	Cobb County	17	176	\$1,993
5	DeKalb County	13	94	\$613
6	Balance of Fulton County	26	329	\$594
7	Atlanta Regional	65	660	\$657
8	West Central Georgia	26	2,569	\$974
9	Northeast Georgia	9	***	***
10	Macon-Bibb	4	39	\$406
11	Middle Georgia	5	***	***
12	Richmond-Burke	4	361	\$453
13	East Central Georgia	6	***	***
14	Lower Chattahoochee	5	20	\$514
15	Middle Flint	2	***	***
16	Heart of Georgia-Altamaha	7	381	\$321
17	Southwest Georgia	15	117	\$422
18	South Georgia	9	72	\$424
19	Southeast Georgia	8	51	\$480
20	Coastal Georgia	11	83	\$726

Counties with largest values

67	Cobb	17	176	\$1,993
313	Whitfield	103	11,226	\$843

Note: *** Confidential - Industry group does not meet criteria for disclosure