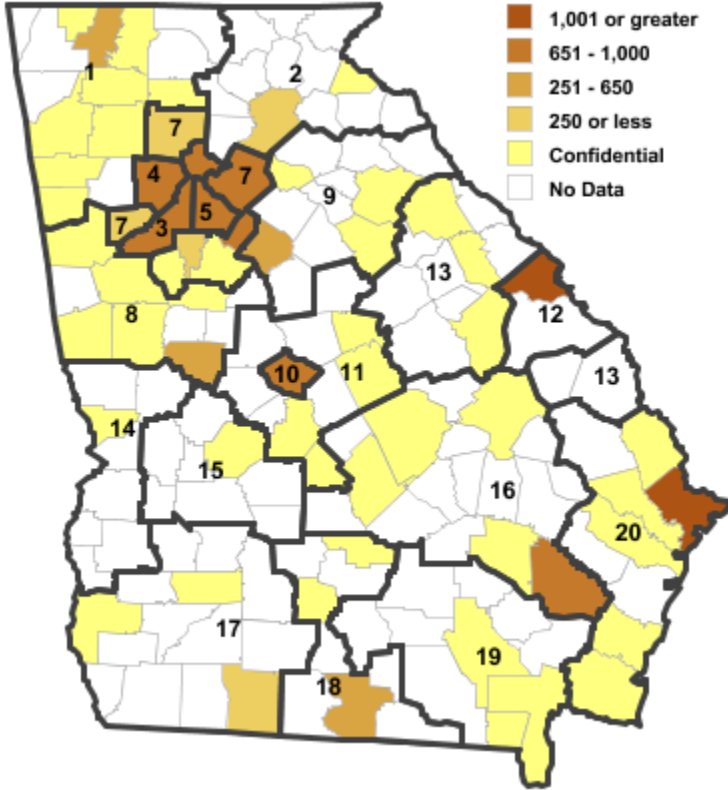


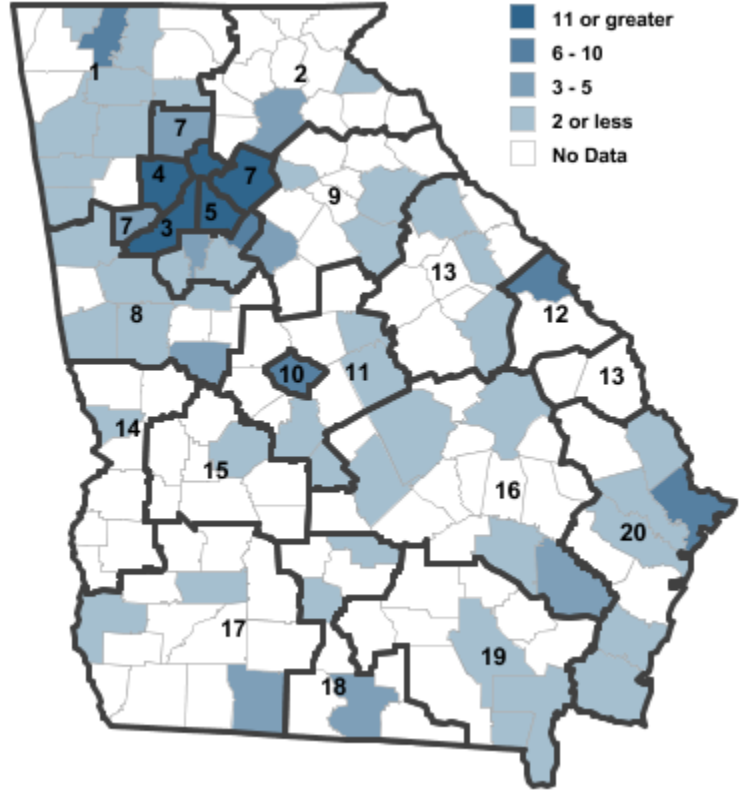
# Annual Industry Averages from QCEW 2013

## NAICS 322 : Paper Manufacturing

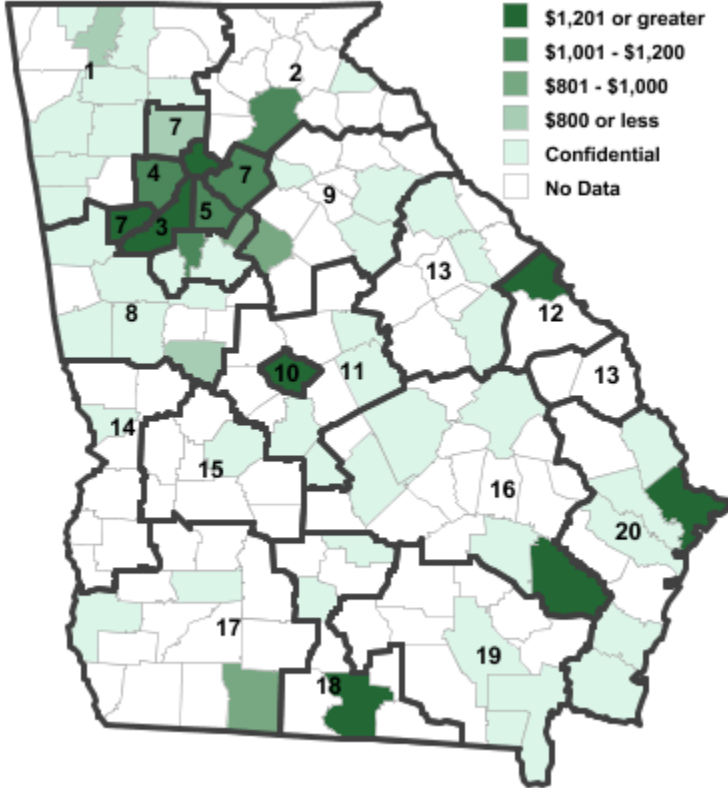
Employment



Establishments



Weekly Wages



Area

Establish- Employ- Weekly  
ments ment Wages

**Workforce Investment Areas**

1	Northwest Georgia	22	1,195	\$1,191
2	Georgia Mountains	6	85	\$771
3	City of Atlanta	25	938	<b>\$2,376</b>
4	Cobb County	17	916	\$1,124
5	DeKalb County	12	794	\$1,067
6	Balance of Fulton County	25	938	\$2,376
7	Atlanta Regional	<b>37</b>	2,637	\$1,088
8	West Central Georgia	14	1,354	\$1,010
9	Northeast Georgia	7	695	\$943
10	Macon-Bibb	6	926	\$1,347
11	Middle Georgia	6	***	***
12	Richmond-Burke	8	1,365	\$1,346
13	East Central Georgia	4	173	\$955
14	Lower Chattahoochee	1	***	***
15	Middle Flint	1	***	***
16	Heart of Georgia-Altamaha	8	1,531	\$1,422
17	Southwest Georgia	12	1,522	\$1,372
18	South Georgia	7	633	\$1,226
19	Southeast Georgia	2	***	***
20	Coastal Georgia	16	<b>3,240</b>	\$1,397

**Counties with largest values**

121	Fulton	<b>25</b>	938	<b>\$2,376</b>
245	Richmond	8	<b>1,365</b>	\$1,346

Note: \*\*\* Confidential - Industry group does not meet criteria for disclosure