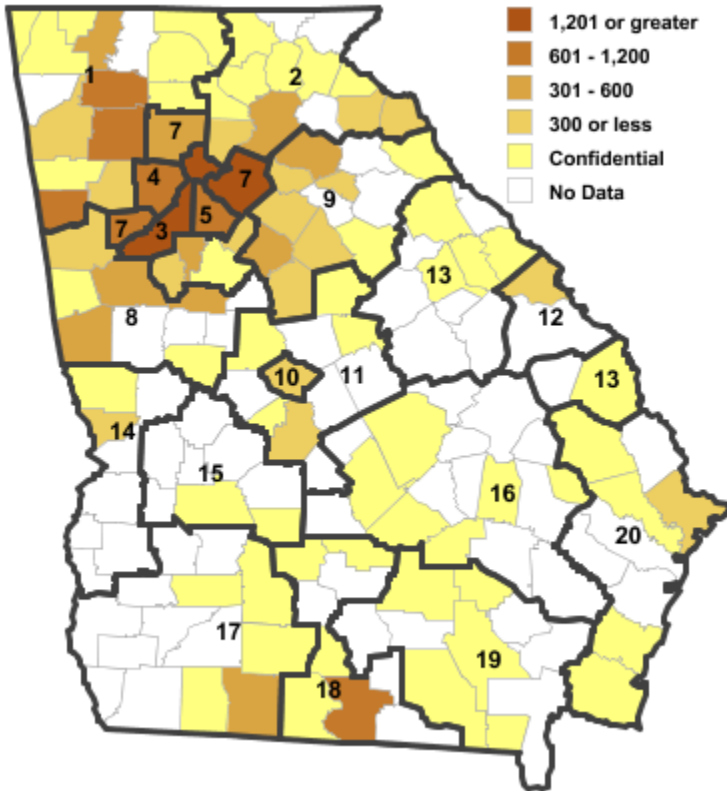


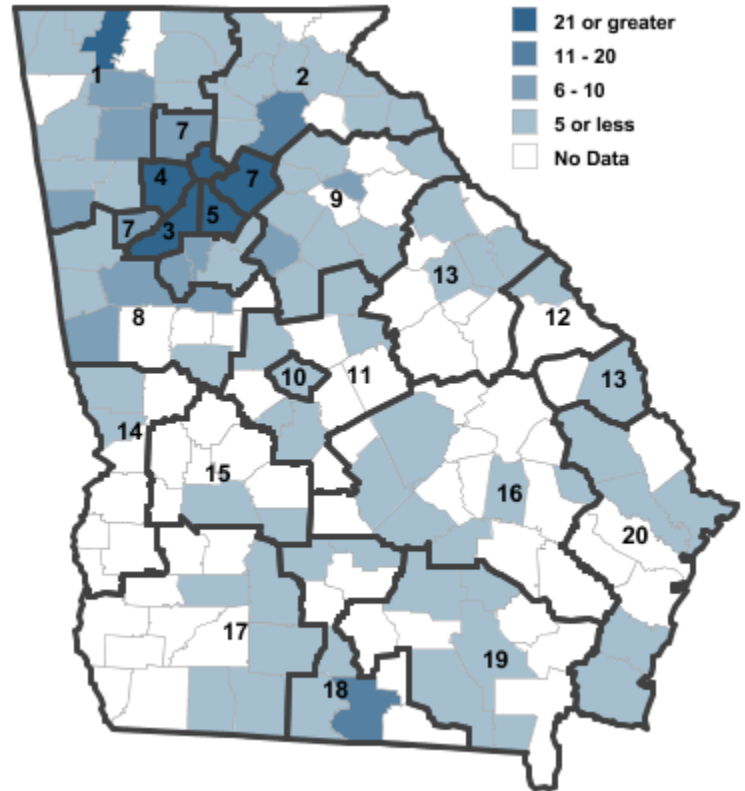
# Annual Industry Averages from QCEW 2013

## NAICS 326 : Plastics and Rubber Products Manufacturing

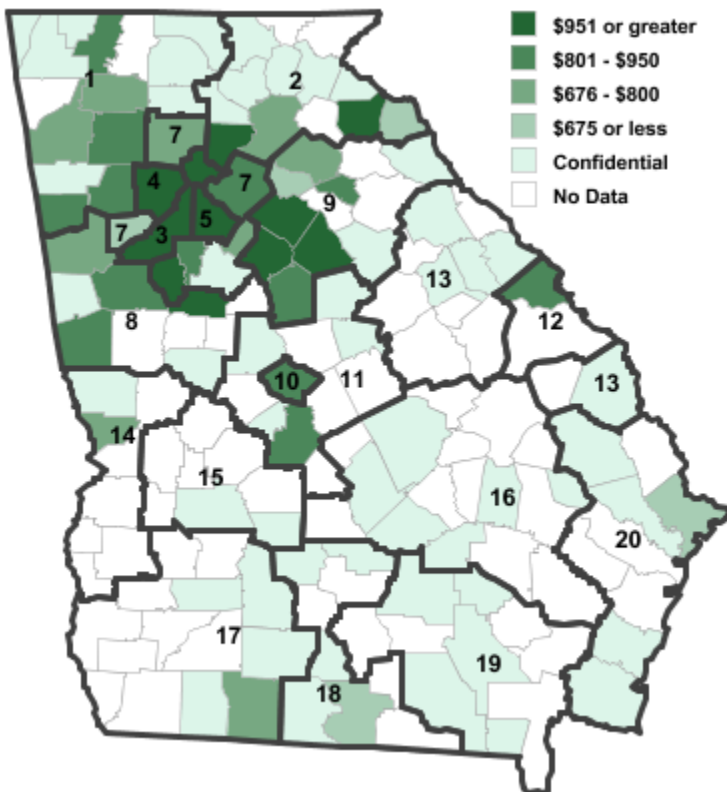
**Employment**



**Establishments**



**Weekly Wages**



**Area**

**Establish- Employ- Weekly  
ments ment Wages**

**Workforce Investment Areas**

1	Northwest Georgia	68	4,165	\$814
2	Georgia Mountains	32	1,233	\$744
3	City of Atlanta	34	1,963	\$1,296
4	Cobb County	24	811	\$1,014
5	DeKalb County	22	1,158	\$1,183
6	Balance of Fulton County	34	1,963	\$1,296
7	Atlanta Regional	72	3,946	\$807
8	West Central Georgia	29	1,381	\$900
9	Northeast Georgia	37	1,798	\$922
10	Macon-Bibb	4	134	\$931
11	Middle Georgia	7	341	\$799
12	Richmond-Burke	3	24	\$809
13	East Central Georgia	5	461	\$837
14	Lower Chattahoochee	5	95	\$767
15	Middle Flint	3	139	\$718
16	Heart of Georgia-Altamaha	7	65	\$520
17	Southwest Georgia	12	432	\$736
18	South Georgia	15	883	\$680
19	Southeast Georgia	9	259	\$605
20	Coastal Georgia	9	***	***

**Counties with largest values**

47	Catoosa	1	2	\$1,930
121	Fulton	34	1,972	\$1,300

Note: \*\*\* Confidential - Industry group does not meet criteria for disclosure