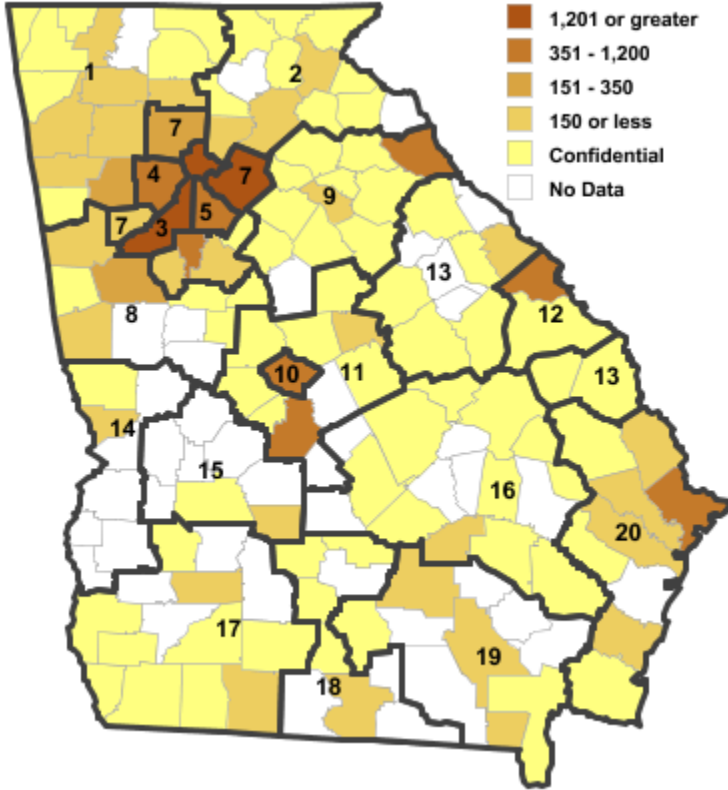


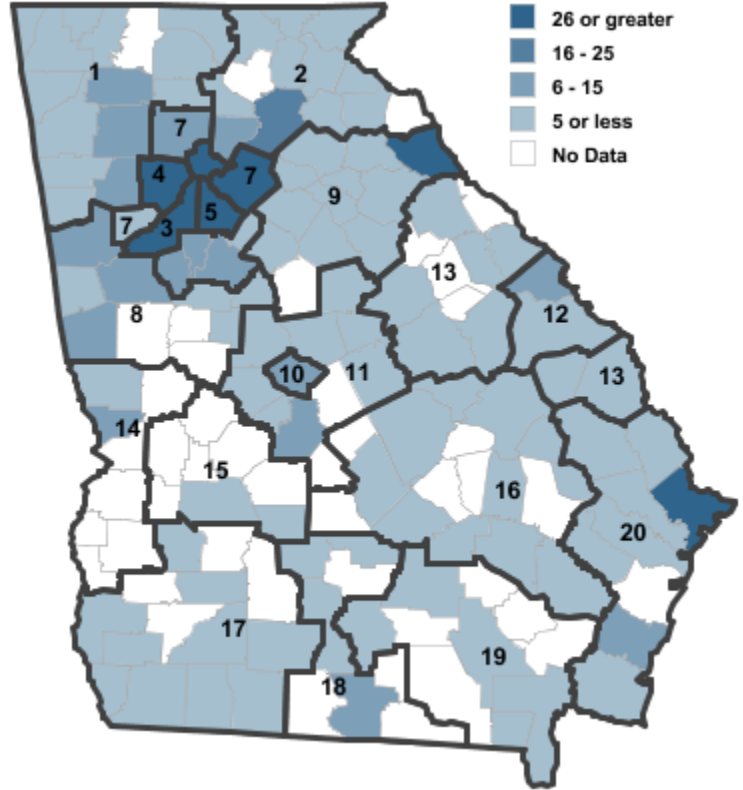
Annual Industry Averages from QCEW 2013

NAICS 327 : Nonmetallic Mineral Product Manufacturing

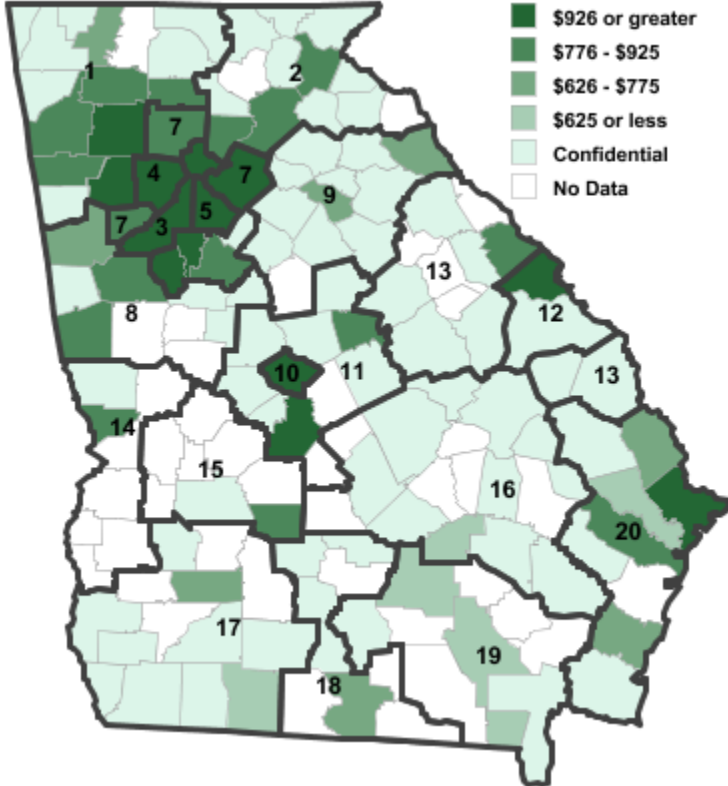
Employment



Establishments



Weekly Wages



Area

Establish- Employ- Weekly
ments ment Wages

Workforce Investment Areas

1	Northwest Georgia	50	774	\$874
2	Georgia Mountains	45	306	\$804
3	City of Atlanta	54	1,547	\$1,153
4	Cobb County	26	535	\$1,050
5	DeKalb County	30	543	\$1,048
6	Balance of Fulton County	54	1,547	\$1,153
7	Atlanta Regional	84	2,490	\$1,100
8	West Central Georgia	28	365	\$892
9	Northeast Georgia	98	2,108	\$823
10	Macon-Bibb	14	756	\$1,005
11	Middle Georgia	22	908	\$1,183
12	Richmond-Burke	10	552	\$1,130
13	East Central Georgia	13	746	\$827
14	Lower Chattahoochee	12	131	\$882
15	Middle Flint	6	94	\$691
16	Heart of Georgia-Altamaha	21	232	\$777
17	Southwest Georgia	21	256	\$609
18	South Georgia	15	193	\$662
19	Southeast Georgia	10	115	\$598
20	Coastal Georgia	56	1,107	\$823

Counties with largest values

39	Camden	0	1	\$1,748
105	Elbert	65	1,066	\$662
121	Fulton	54	1,547	\$1,153

Note: *** Confidential - Industry group does not meet criteria for disclosure