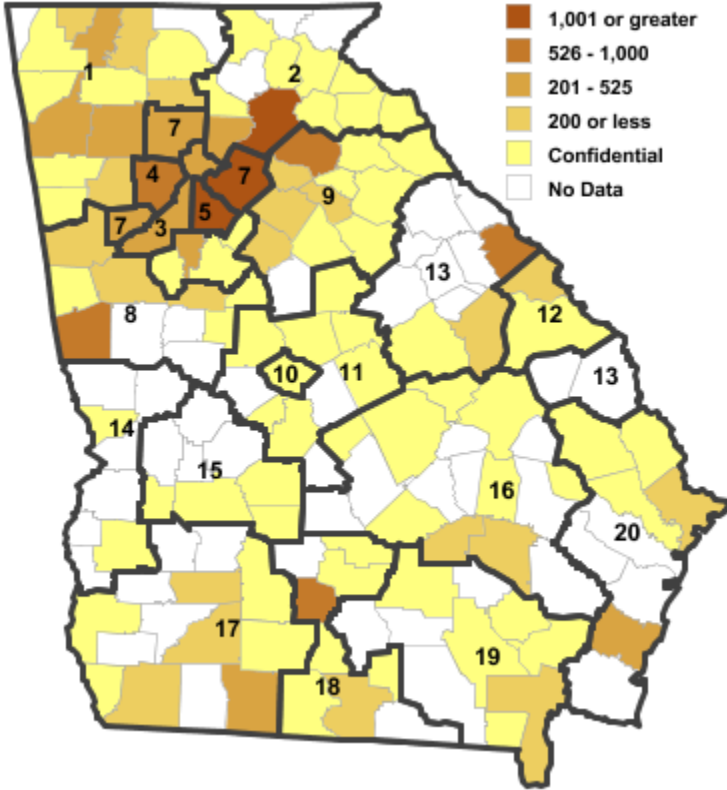


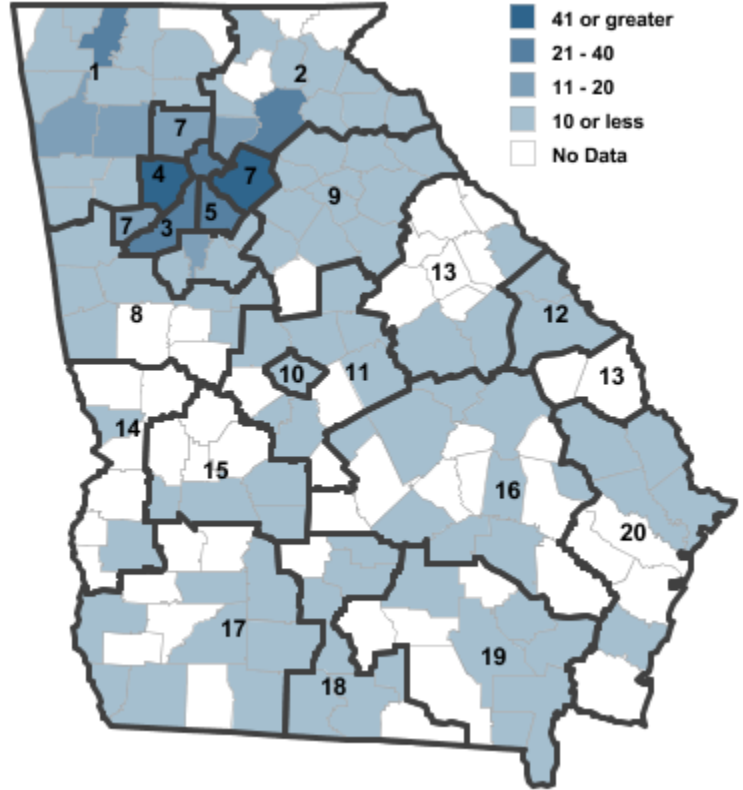
Annual Industry Averages from QCEW 2013

NAICS 333 : Machinery Manufacturing

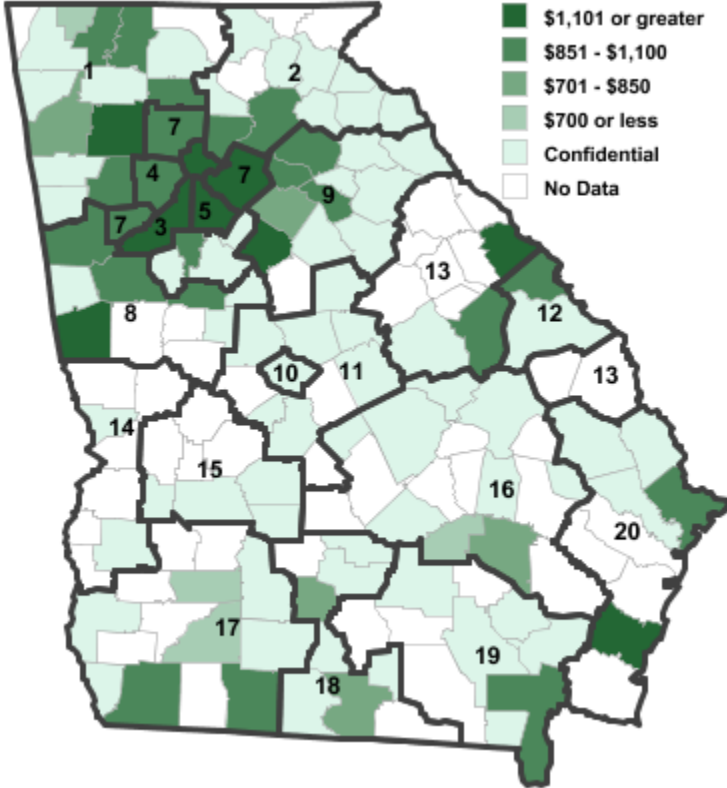
Employment



Establishments



Weekly Wages



Area

Establish- Employ- Weekly
ments ment Wages

Workforce Investment Areas

1	Northwest Georgia	79	1,532	\$947
2	Georgia Mountains	62	2,939	\$992
3	City of Atlanta	27	238	\$1,356
4	Cobb County	54	664	\$1,100
5	DeKalb County	33	1,115	\$1,105
6	Balance of Fulton County	27	238	\$1,356
7	Atlanta Regional	105	4,121	\$1,452
8	West Central Georgia	30	929	\$1,169
9	Northeast Georgia	43	1,840	\$958
10	Macon-Bibb	6	***	***
11	Middle Georgia	14	292	\$1,873
12	Richmond-Burke	7	102	\$884
13	East Central Georgia	8	758	\$1,378
14	Lower Chattahoochee	7	***	***
15	Middle Flint	7	308	\$869
16	Heart of Georgia-Altamaha	21	2,005	\$475
17	Southwest Georgia	20	442	\$834
18	South Georgia	19	869	\$805
19	Southeast Georgia	9	151	\$1,020
20	Coastal Georgia	21	988	\$921

Counties with largest values

9	Baldwin	2	98	\$3,643
67	Cobb	54	664	\$1,100
135	Gwinnett	53	1,822	\$1,994

Note: *** Confidential - Industry group does not meet criteria for disclosure