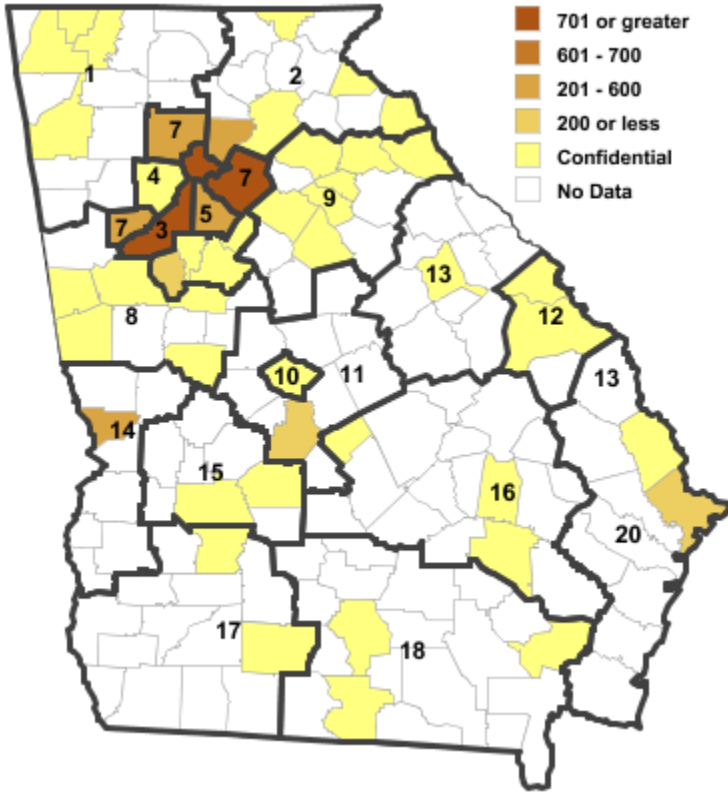


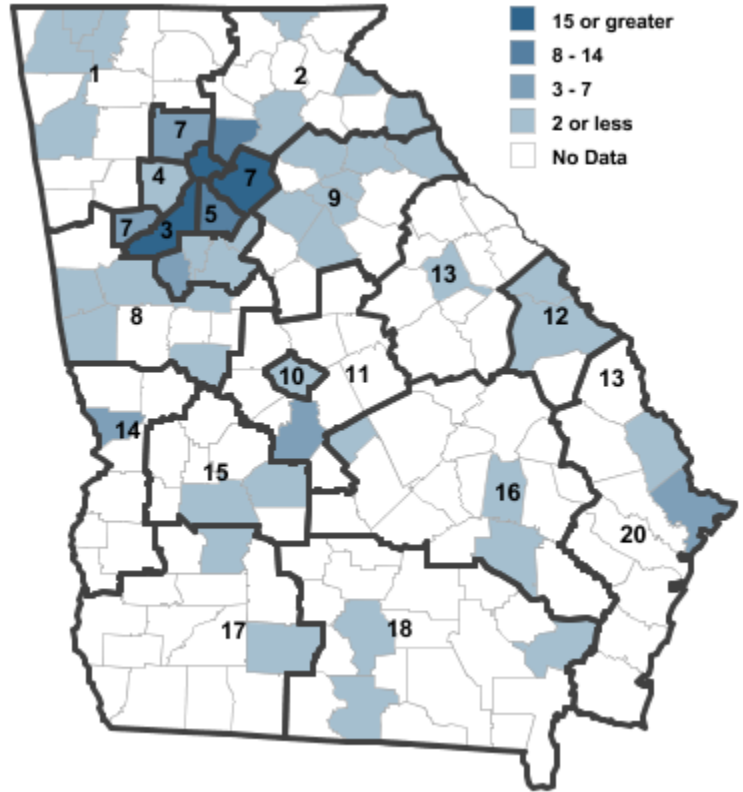
Annual Industry Averages from QCEW 2013

NAICS 335 : Electrical Equipment / Appliance Manufacturing

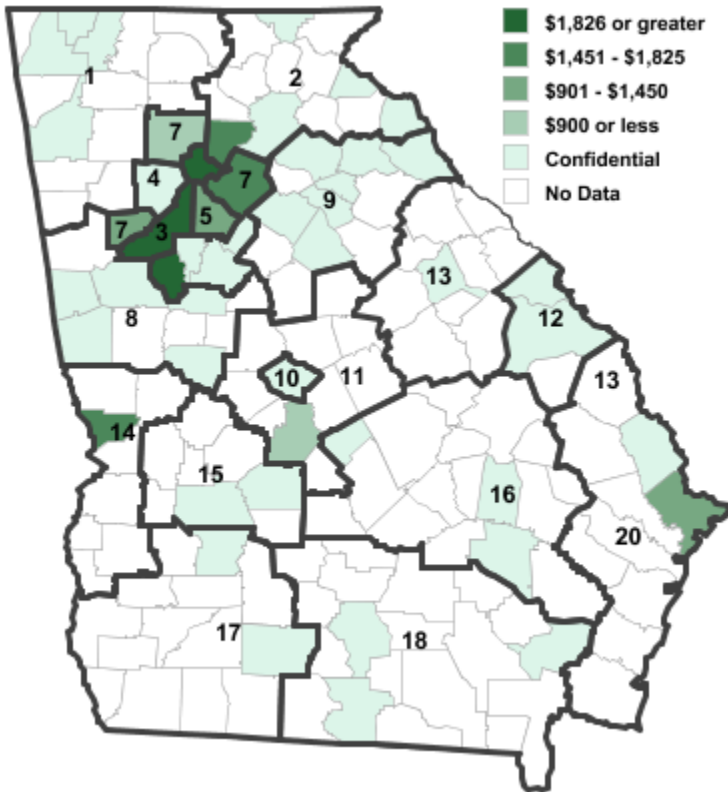
Employment



Establishments



Weekly Wages



Area

Establish- Employ- Weekly
ments ment Wages

Local Workforce Development Areas

1	Northwest Georgia	7	***	***
2	Georgia Mountains	18	995	\$1,204
3	City of Atlanta	25	707	\$2,178
4	Cobb County	15	***	***
5	DeKalb County	10	412	\$1,289
6	Fulton County	25	707	\$2,178
7	Atlanta Regional	51	2,681	\$1,596
8	West Central Georgia	9	1,153	\$1,311
9	Northeast Georgia	9	990	\$959
10	Macon-Bibb	2	***	***
11	Middle Georgia	5	42	\$835
12	Central Savannah River	5	536	\$760
13	East Central Georgia	1	***	***
14	Lower Chattahoochee	4	528	\$1,524
15	Middle Flint	2	***	***
16	Heart of Georgia-Altamaha	3	***	***
17	Southwest Georgia	2	***	***
18	Southern Georgia	3	***	***
20	Coastal Georgia	5	***	***

Counties with largest values

77	Coweta	1	1	\$5,806
135	Gwinnett	32	751	\$1,669
295	Walker	2	1,533	\$778

Note: *** Confidential - Industry group does not meet criteria for disclosure