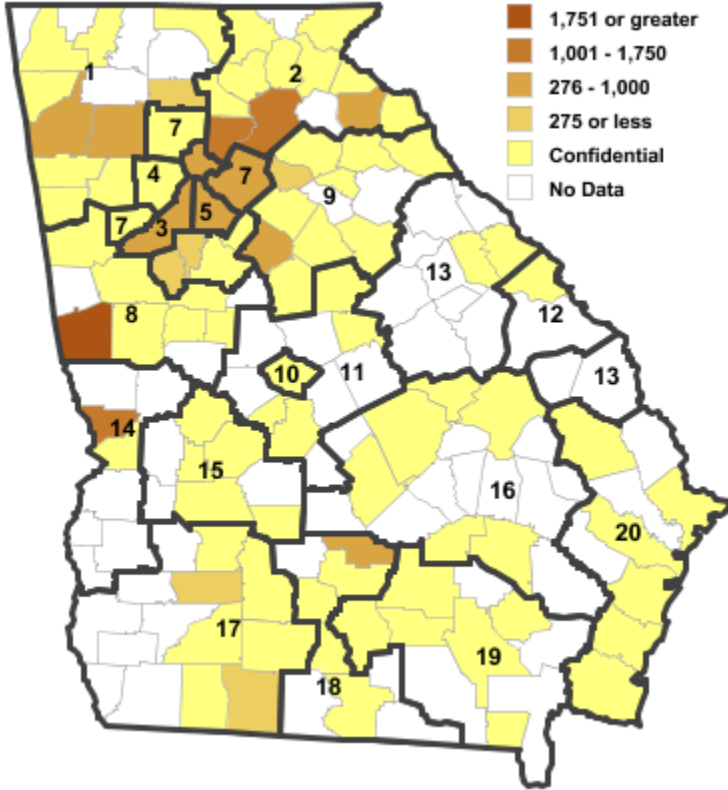


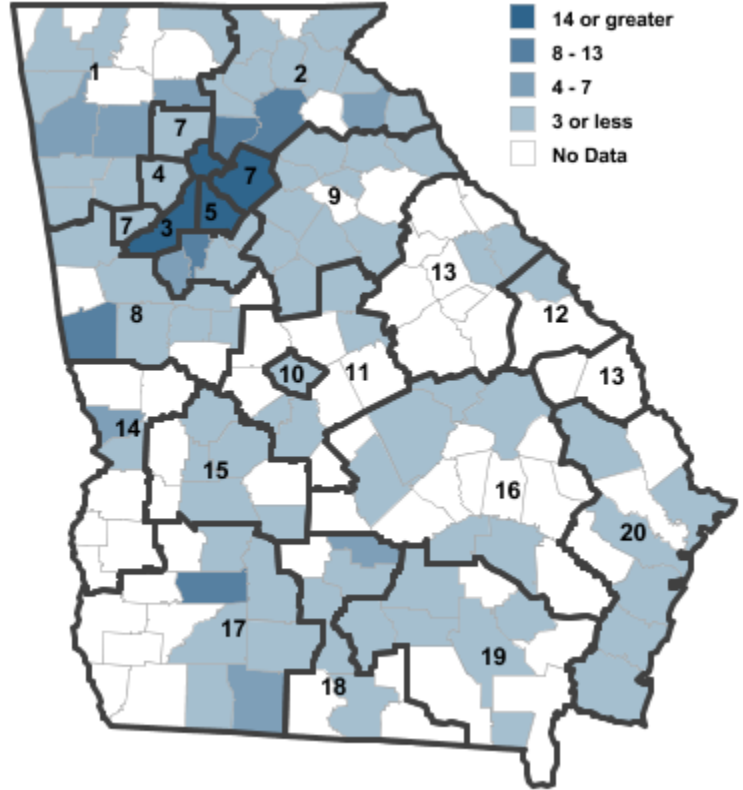
Annual Industry Averages from QCEW 2013

NAICS 336 : Transportation Equipment Manufacturing

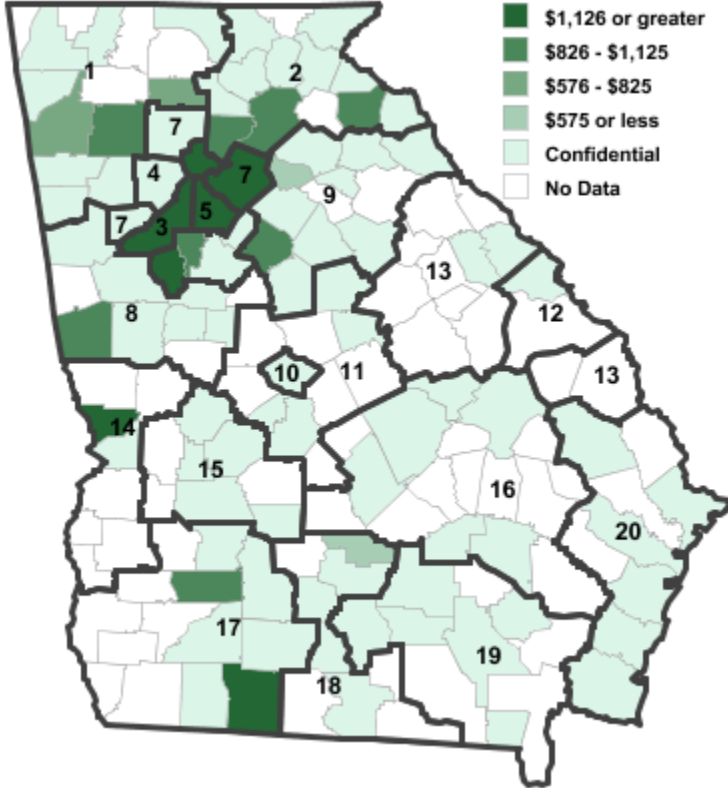
Employment



Establishments



Weekly Wages



Area

Workforce Investment Areas

Area	Establishments	Employment	Weekly Wages
1 Northwest Georgia	35	3,866	\$870
2 Georgia Mountains	42	4,229	\$946
3 City of Atlanta	55	580	\$1,174
4 Cobb County	24	***	***
5 DeKalb County	16	515	\$1,459
6 Balance of Fulton County	55	580	\$1,174
7 Atlanta Regional	45	1,052	\$1,166
8 West Central Georgia	31	7,461	\$1,014
9 Northeast Georgia	22	1,911	\$964
10 Macon-Bibb	3	***	***
11 Middle Georgia	36	2,749	\$1,100
12 Richmond-Burke	18	***	***
13 East Central Georgia	5	478	\$917
14 Lower Chattahoochee	9	1,128	\$1,174
15 Middle Flint	9	177	\$878
16 Heart of Georgia-Altamaha	11	534	\$775
17 Southwest Georgia	21	646	\$926
18 South Georgia	14	397	\$595
19 Southeast Georgia	9	1,611	\$798
20 Coastal Georgia	37	***	***

Counties with largest values

51 Chatham	22	8,461	\$1,767
113 Fayette	5	27	\$1,990
121 Fulton	55	580	\$1,174

Note: *** Confidential - Industry group does not meet criteria for disclosure