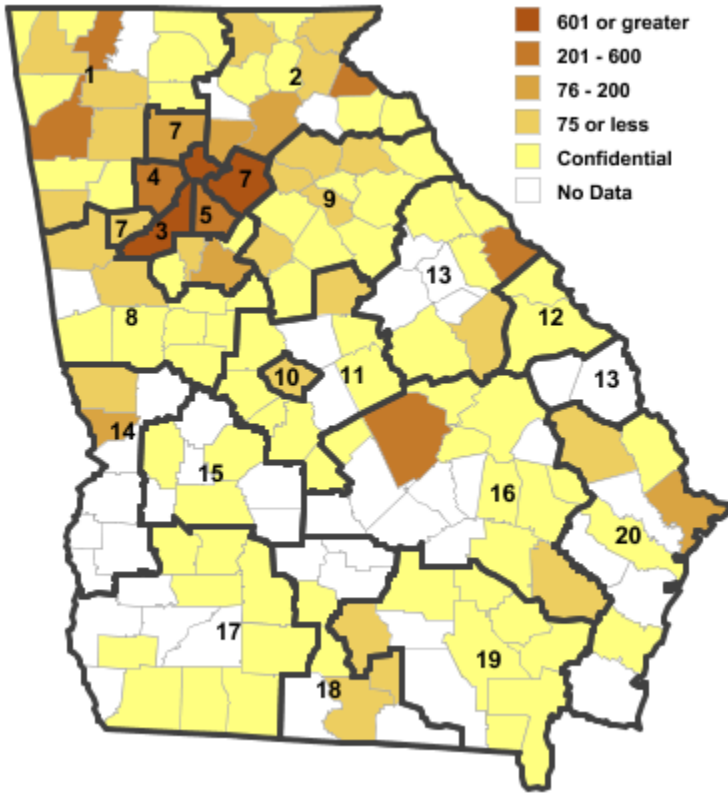


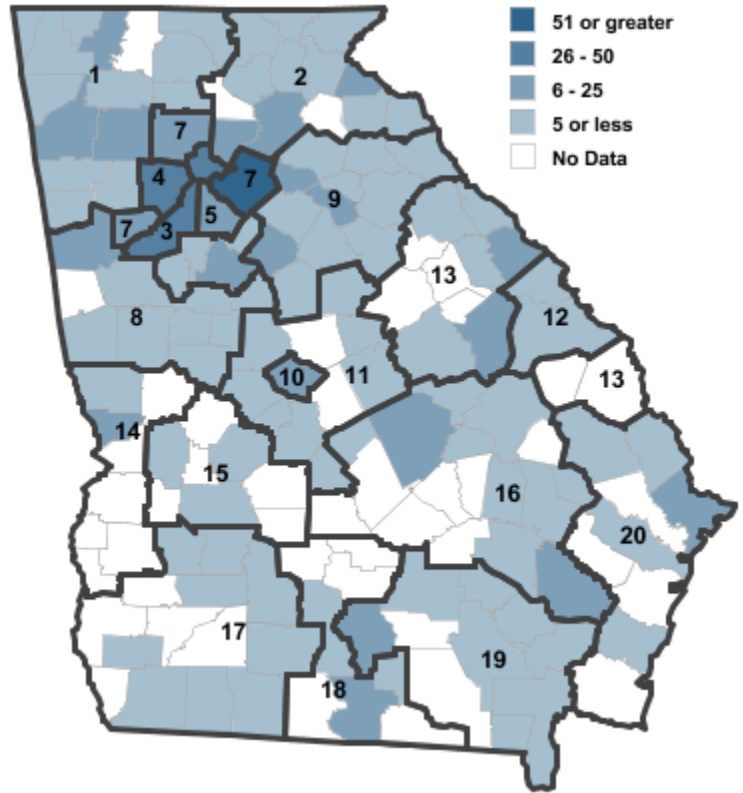
# Annual Industry Averages from QCEW 2013

## NAICS 337 : Furniture and Related Product Manufacturing

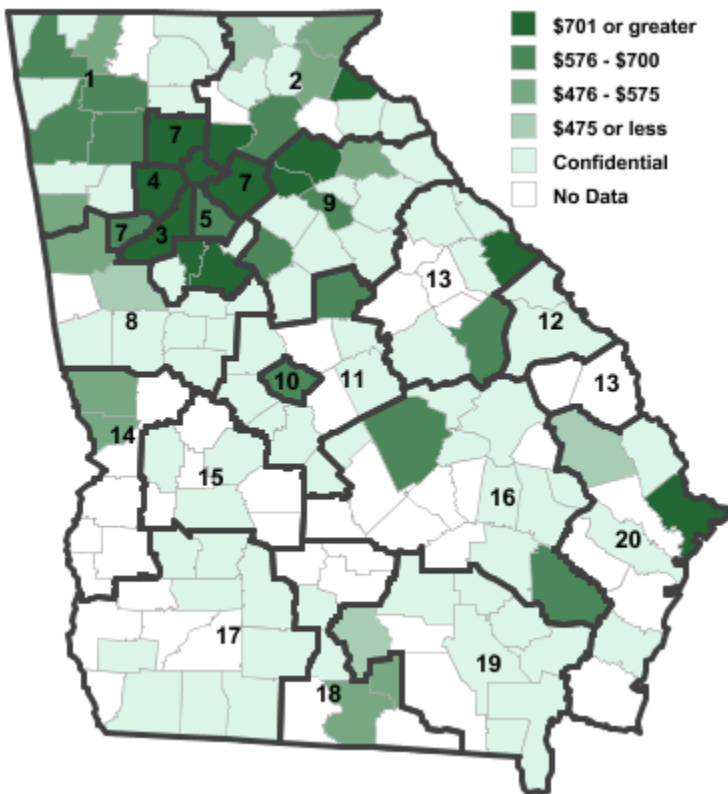
**Employment**



**Establishments**



**Weekly Wages**



**Area**

**Establish- Employ- Weekly  
ments ment Wages**

**Workforce Investment Areas**

1	Northwest Georgia	59	1,780	\$728
2	Georgia Mountains	78	1,183	\$717
3	City of Atlanta	49	1,055	\$845
4	Cobb County	30	430	\$729
5	DeKalb County	22	238	\$628
6	Balance of Fulton County	49	1,055	\$845
7	Atlanta Regional	114	1,321	\$843
8	West Central Georgia	30	613	\$595
9	Northeast Georgia	52	686	\$917
10	Macon-Bibb	10	53	\$610
11	Middle Georgia	15	66	\$601
12	Richmond-Burke	2	***	***
13	East Central Georgia	18	306	\$717
14	Lower Chattahoochee	13	107	\$555
15	Middle Flint	8	572	\$370
16	Heart of Georgia-Altamaha	25	564	\$587
17	Southwest Georgia	26	110	\$491
18	South Georgia	12	94	\$514
19	Southeast Georgia	19	384	\$664
20	Coastal Georgia	20	138	\$653

**Counties with largest values**

121	Fulton	49	1,055	\$845
135	Gwinnett	65	771	\$795
281	Towns	1	2	\$2,008

Note: \*\*\* Confidential - Industry group does not meet criteria for disclosure