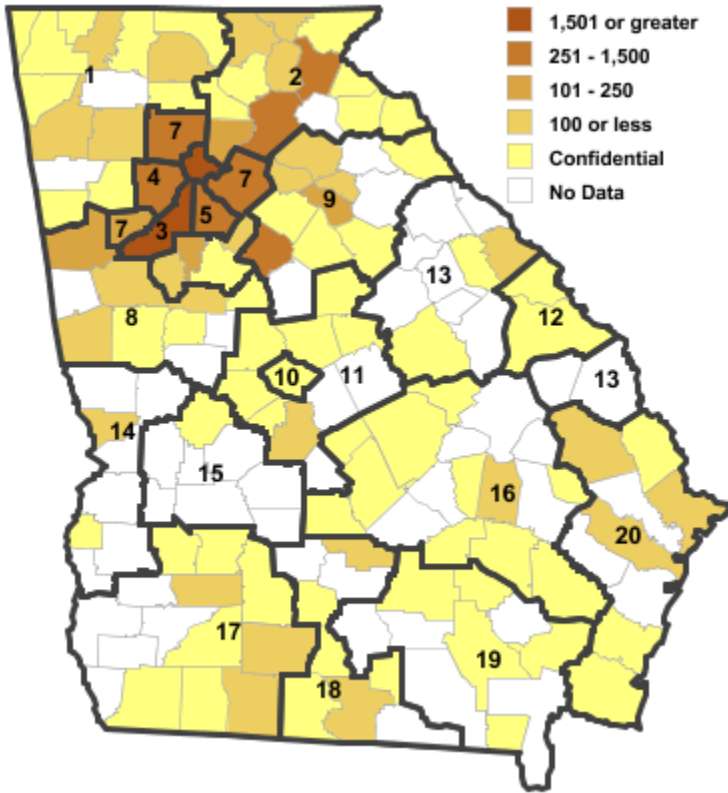


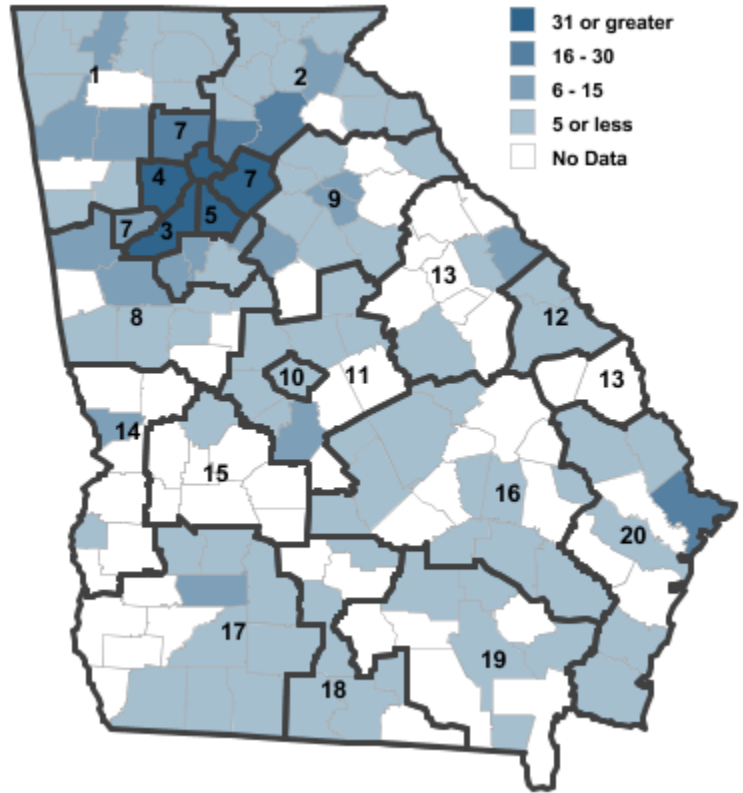
Annual Industry Averages from QCEW 2013

NAICS 339 : Miscellaneous Manufacturing

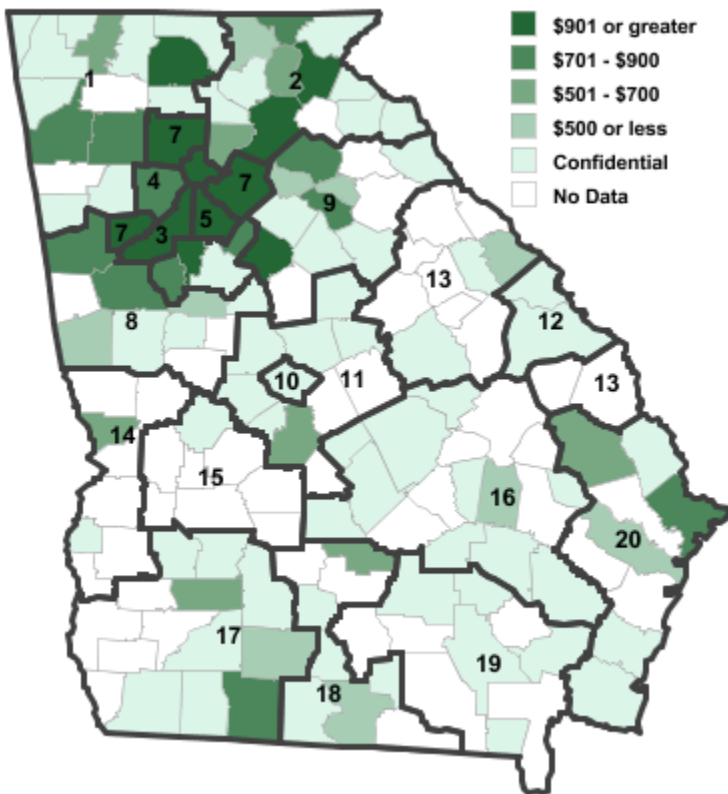
Employment



Establishments



Weekly Wages



Area

Establish- Employ- Weekly
ments ment Wages

Workforce Investment Areas

1	Northwest Georgia	50	684	\$702
2	Georgia Mountains	77	1,628	\$1,105
3	City of Atlanta	95	1,768	\$1,505
4	Cobb County	63	494	\$756
5	DeKalb County	61	800	\$906
6	Balance of Fulton County	95	1,768	\$1,505
7	Atlanta Regional	191	2,245	\$966
8	West Central Georgia	27	312	\$732
9	Northeast Georgia	38	1,014	\$1,267
10	Macon-Bibb	17	***	***
11	Middle Georgia	20	64	\$502
12	Richmond-Burke	13	713	\$947
13	East Central Georgia	11	51	\$480
14	Lower Chattahoochee	8	135	\$502
15	Middle Flint	1	***	***
16	Heart of Georgia-Altamaha	17	155	\$576
17	Southwest Georgia	25	103	\$542
18	South Georgia	11	108	\$624
19	Southeast Georgia	9	***	***
20	Coastal Georgia	31	135	\$692

Counties with largest values

121	Fulton	95	1,768	\$1,505
135	Gwinnett	116	1,321	\$978

Note: *** Confidential - Industry group does not meet criteria for disclosure