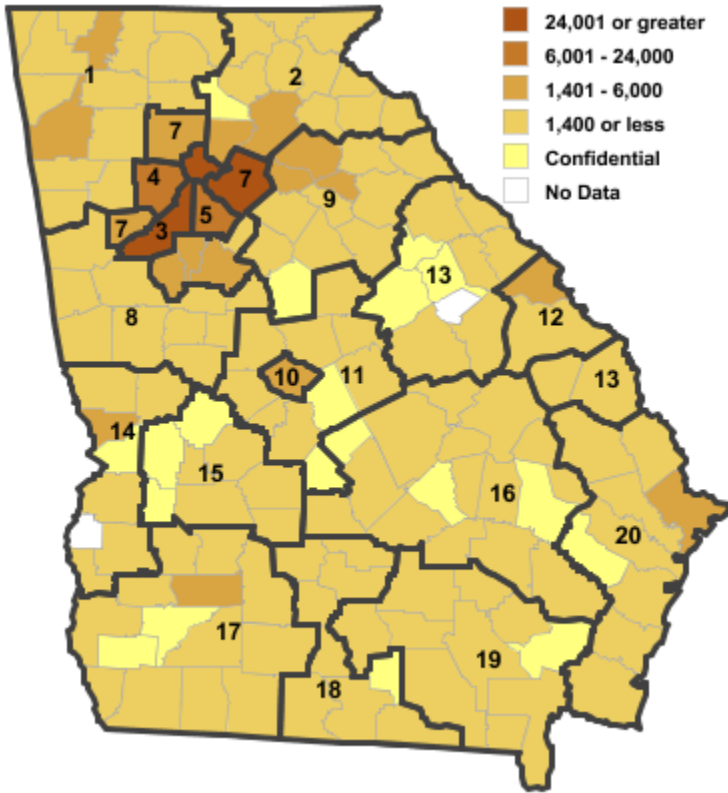


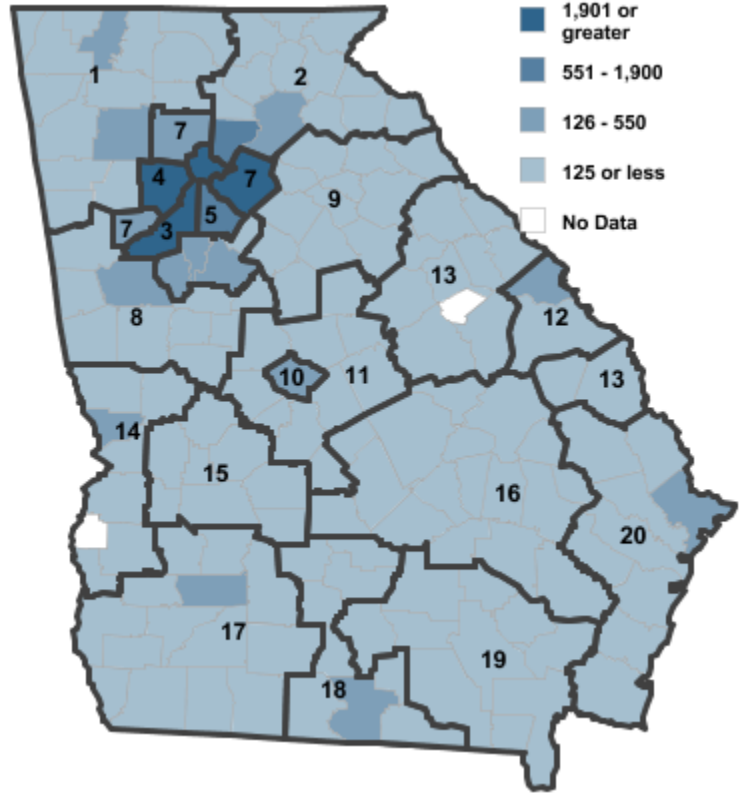
Annual Industry Averages from QCEW 2013

NAICS 42 : Wholesale Trade

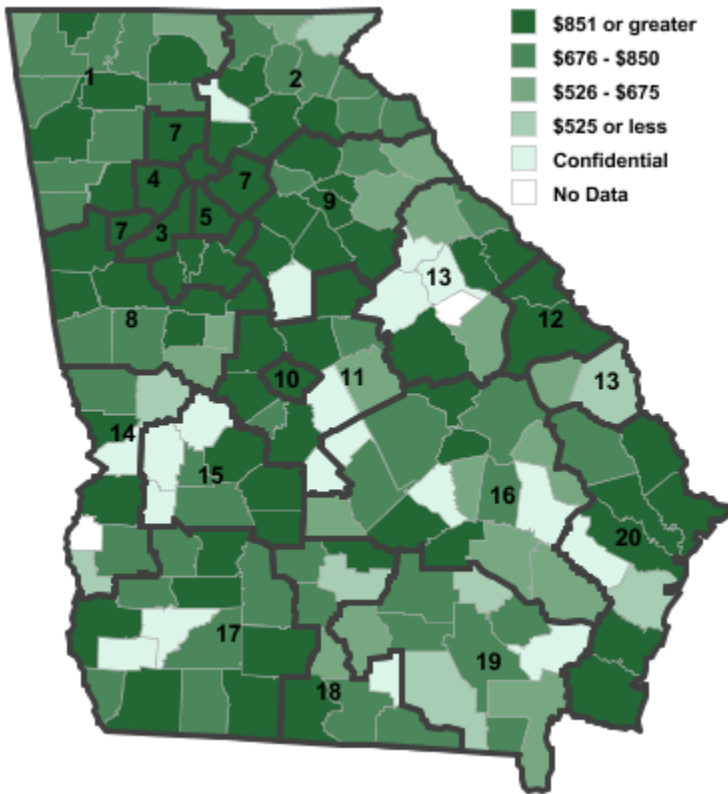
Employment



Establishments



Weekly Wages



Area

Establish- Employ- Weekly
ments ment Wages

Workforce Investment Areas

1	Northwest Georgia	975	10,038	\$909
2	Georgia Mountains	1,188	11,582	\$1,129
3	City of Atlanta	3,044	37,792	\$1,798
4	Cobb County	2,021	22,752	\$1,537
5	DeKalb County	1,225	12,389	\$1,353
6	Balance of Fulton County	3,044	37,792	\$1,798
7	Atlanta Regional	4,097	43,310	\$1,244
8	West Central Georgia	473	4,780	\$864
9	Northeast Georgia	696	8,385	\$843
10	Macon-Bibb	215	2,536	\$917
11	Middle Georgia	205	1,444	\$902
12	Richmond-Burke	216	2,902	\$1,053
13	East Central Georgia	173	1,367	\$894
14	Lower Chattahoochee	208	2,638	\$870
15	Middle Flint	108	1,070	\$908
16	Heart of Georgia-Altamaha	264	2,780	\$733
17	Southwest Georgia	503	5,459	\$960
18	South Georgia	306	2,798	\$790
19	Southeast Georgia	174	1,922	\$673
20	Coastal Georgia	677	7,037	\$1,073

Counties with largest values

121	Fulton	3,044	37,792	\$1,798
177	Lee	22	306	\$2,480

Note: *** Confidential - Industry group does not meet criteria for disclosure