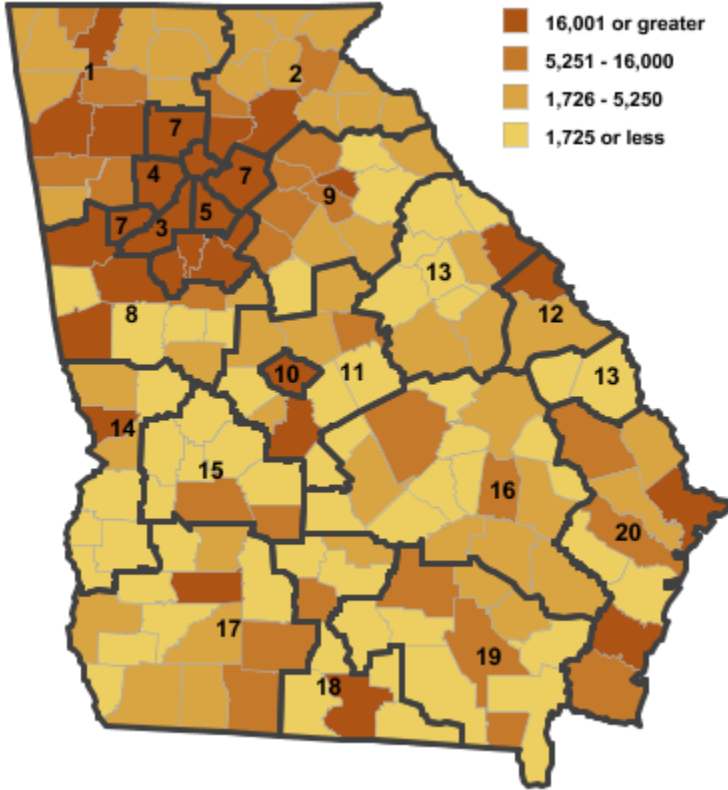


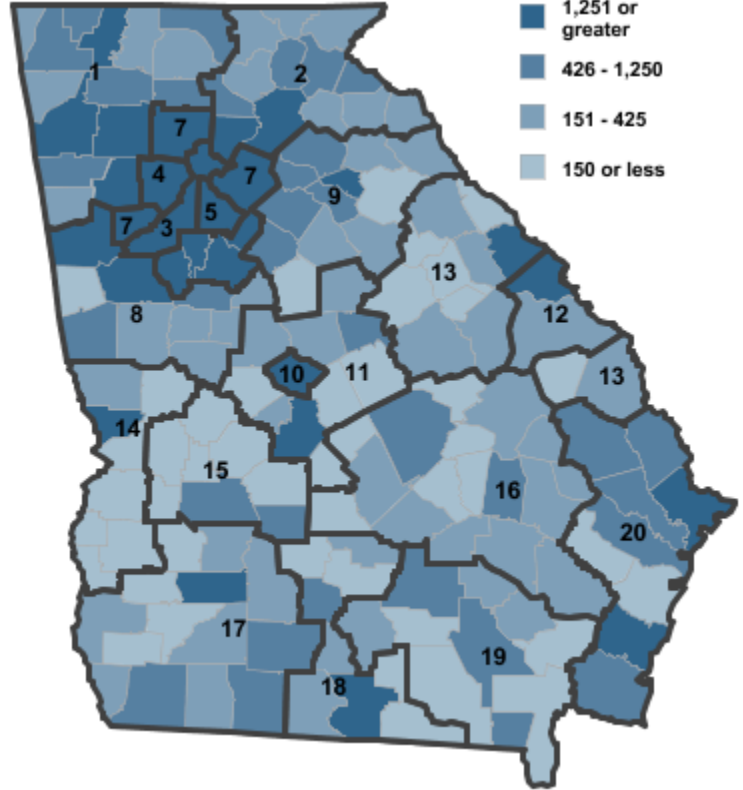
Annual Industry Averages from QCEW 2013

NAICS 44-45 : Retail Trade

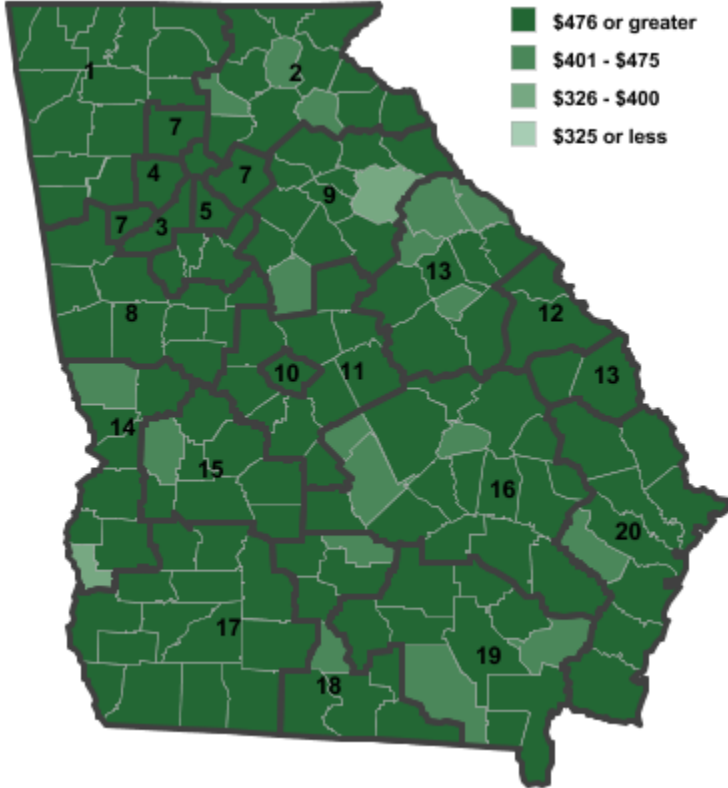
Employment



Establishments



Weekly Wages



Area

Establish- Employ- Weekly
ments ment Wages

Workforce Investment Areas

1	Northwest Georgia	11,419	132,792	\$627
2	Georgia Mountains	11,879	130,155	\$726
3	City of Atlanta	37,420	604,560	\$1,278
4	Cobb County	18,283	240,549	\$1,019
5	DeKalb County	15,402	210,032	\$955
6	Balance of Fulton County	37,420	604,560	\$1,278
7	Atlanta Regional	37,007	469,271	\$822
8	West Central Georgia	7,001	90,950	\$631
9	Northeast Georgia	9,040	99,668	\$608
10	Macon-Bibb	3,838	62,854	\$723
11	Middle Georgia	4,572	51,862	\$588
12	Richmond-Burke	4,140	68,526	\$721
13	East Central Georgia	3,244	33,095	\$572
14	Lower Chattahoochee	4,575	70,753	\$727
15	Middle Flint	1,478	15,288	\$531
16	Heart of Georgia-Altamaha	4,266	44,724	\$575
17	Southwest Georgia	6,317	71,715	\$622
18	South Georgia	4,274	48,542	\$531
19	Southeast Georgia	2,452	26,729	\$563
20	Coastal Georgia	12,901	163,702	\$639

Counties with largest values

121	Fulton	37,422	606,030	\$1,280
-----	--------	--------	---------	---------

Note: *** Confidential - Industry group does not meet criteria for disclosure