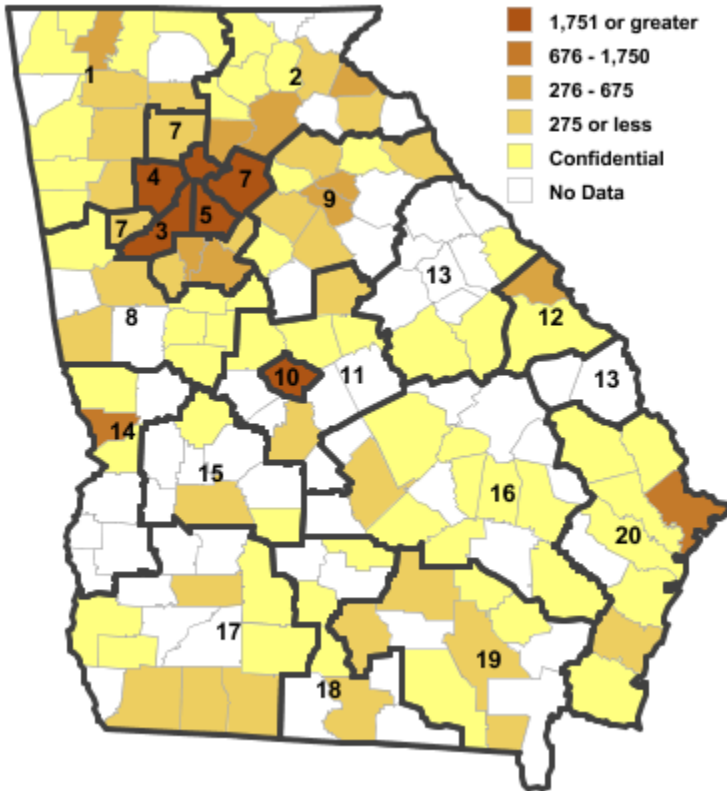


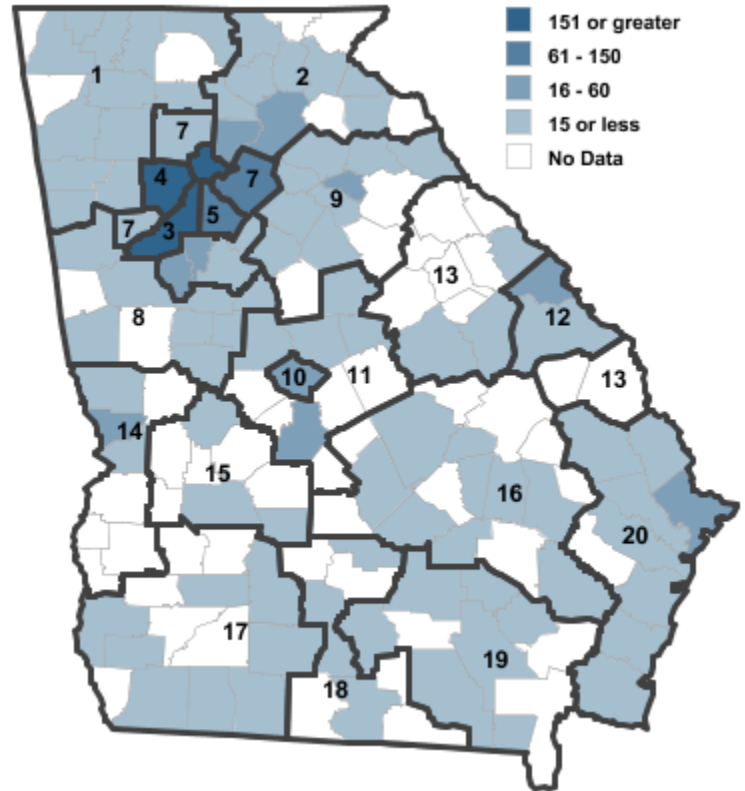
Annual Industry Averages from QCEW 2013

NAICS 55 : Management of Companies and Enterprises

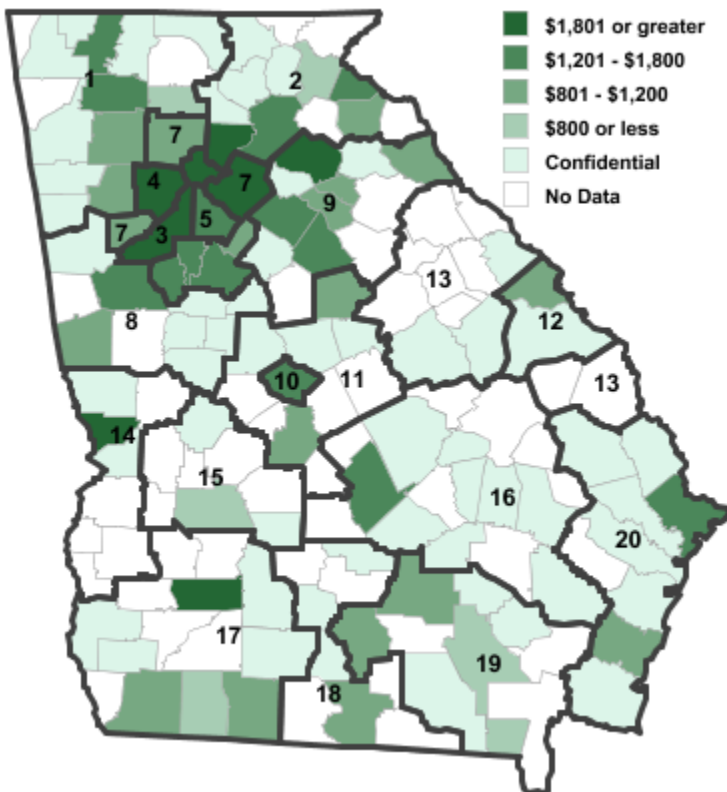
Employment



Establishments



Weekly Wages



Area

Establish- Employ- Weekly
ments ment Wages

Workforce Investment Areas

1	Northwest Georgia	52	1,013	\$1,252
2	Georgia Mountains	64	1,896	\$1,362
3	City of Atlanta	377	15,380	\$2,045
4	Cobb County	162	12,991	\$2,105
5	DeKalb County	116	5,844	\$1,783
6	Balance of Fulton County	377	15,380	\$2,045
7	Atlanta Regional	220	9,361	\$1,843
8	West Central Georgia	39	1,434	\$1,557
9	Northeast Georgia	52	1,089	\$1,161
10	Macon-Bibb	43	2,169	\$1,365
11	Middle Georgia	24	148	\$1,204
12	Richmond-Burke	28	299	\$1,340
13	East Central Georgia	16	804	\$1,012
14	Lower Chattahoochee	61	1,267	\$1,966
15	Middle Flint	8	131	\$844
16	Heart of Georgia-Altamaha	20	687	\$1,046
17	Southwest Georgia	36	410	\$1,350
18	South Georgia	18	393	\$1,047
19	Southeast Georgia	18	400	\$786
20	Coastal Georgia	88	1,743	\$1,315

Counties with largest values

33	Burke	1	7	\$8,395
121	Fulton	377	15,388	\$2,044

Note: *** Confidential - Industry group does not meet criteria for disclosure