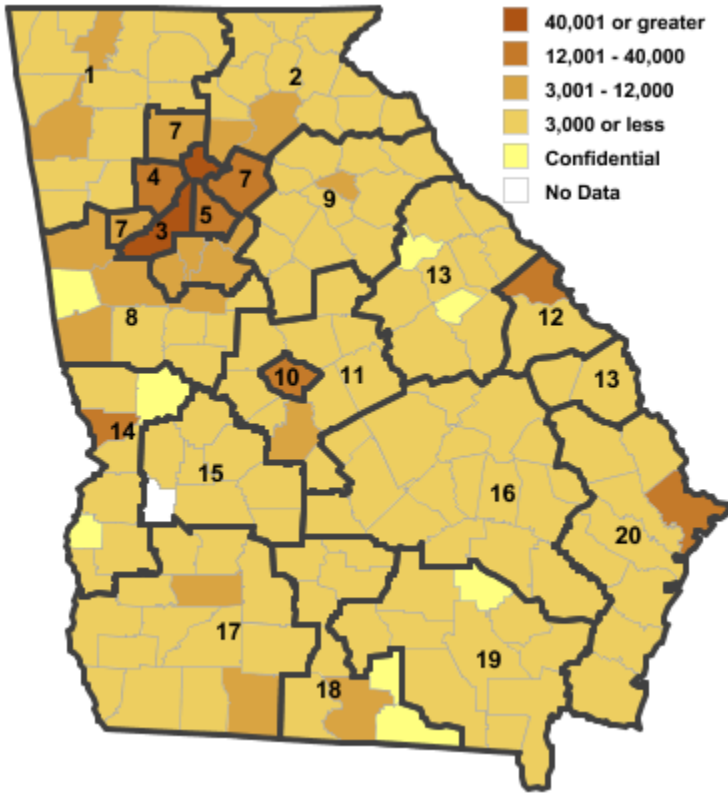
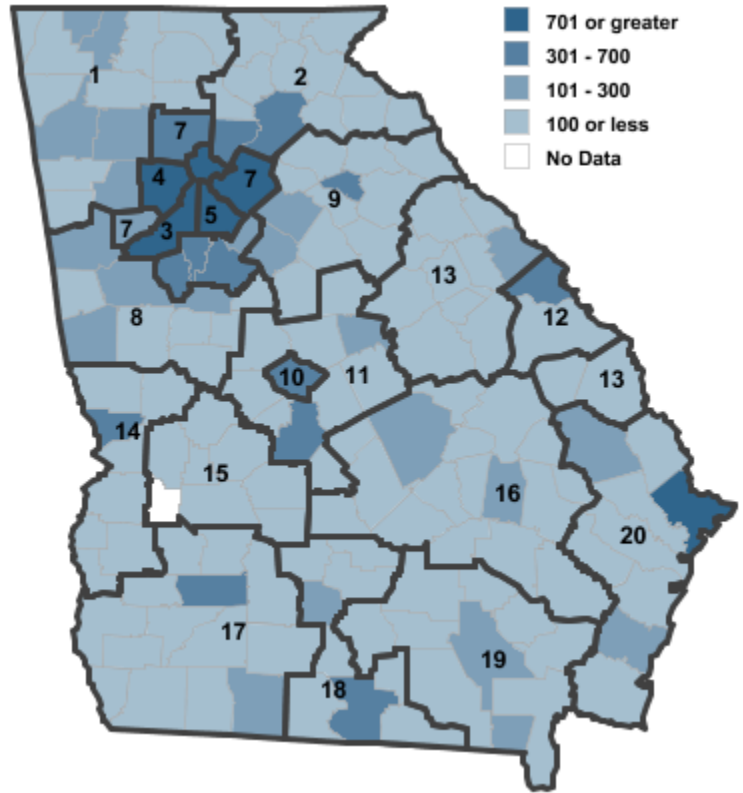


Annual Industry Averages from QCEW 2013 NAICS 62 : Health Care and Social Assistance

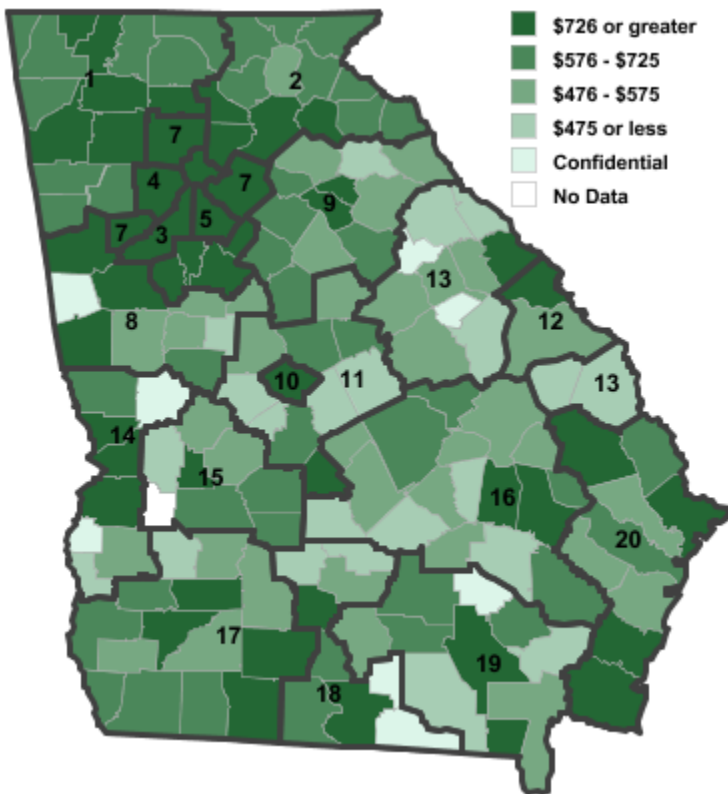
Employment



Establishments



Weekly Wages



Area

Establish- Employ- Weekly ments ment Wages

Workforce Investment Areas

1	Northwest Georgia	1,307	25,654	\$808
2	Georgia Mountains	1,326	23,759	\$822
3	City of Atlanta	3,708	75,295	\$1,084
4	Cobb County	1,855	32,152	\$979
5	DeKalb County	1,799	37,113	\$884
6	Balance of Fulton County	3,708	75,295	\$1,084
7	Atlanta Regional	3,969	58,087	\$839
8	West Central Georgia	818	19,025	\$809
9	Northeast Georgia	1,114	18,970	\$807
10	Macon-Bibb	554	15,094	\$937
11	Middle Georgia	630	9,749	\$642
12	Richmond-Burke	683	17,286	\$942
13	East Central Georgia	391	5,564	\$618
14	Lower Chattahoochee	686	13,831	\$841
15	Middle Flint	179	3,917	\$613
16	Heart of Georgia-Altamaha	621	10,297	\$670
17	Southwest Georgia	800	16,104	\$848
18	South Georgia	560	7,381	\$715
19	Southeast Georgia	294	6,034	\$720
20	Coastal Georgia	1,470	26,999	\$839

Counties with largest values

11	Banks	10	63	\$1,264
121	Fulton	3,708	75,255	\$1,085

Note: *** Confidential - Industry group does not meet criteria for disclosure