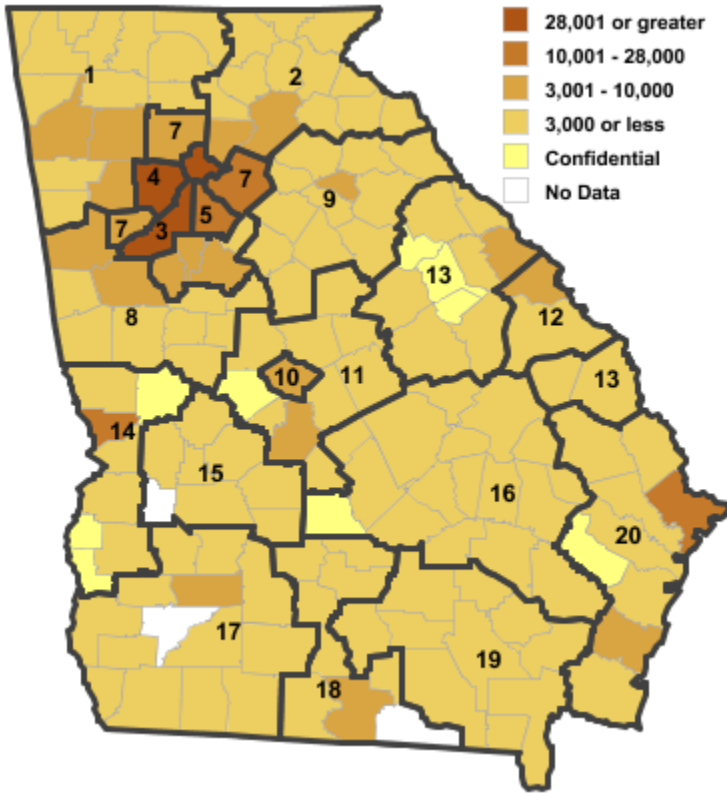
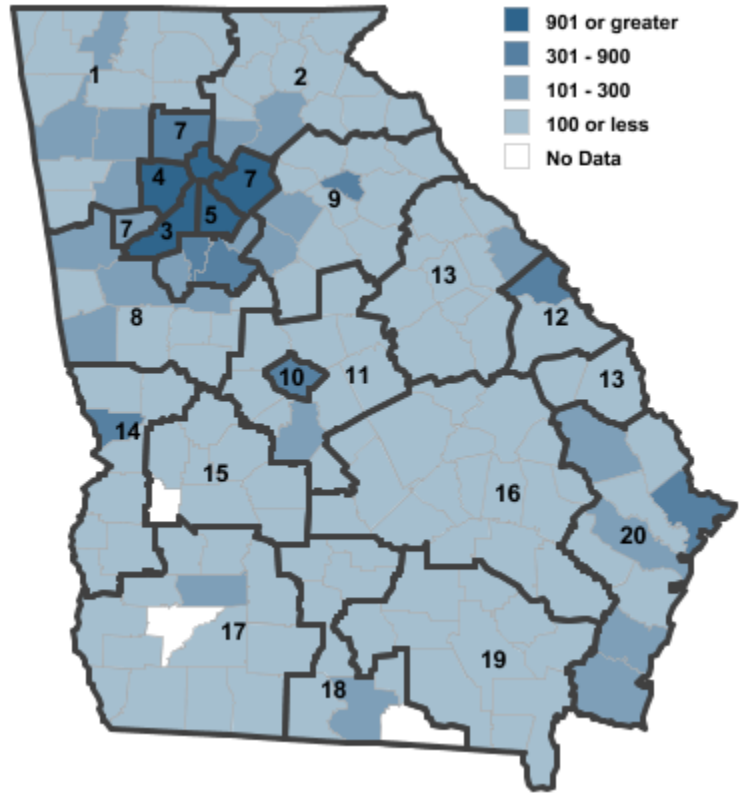


Annual Industry Averages from QCEW 2013 NAICS 72 : Accommodation and Food Services

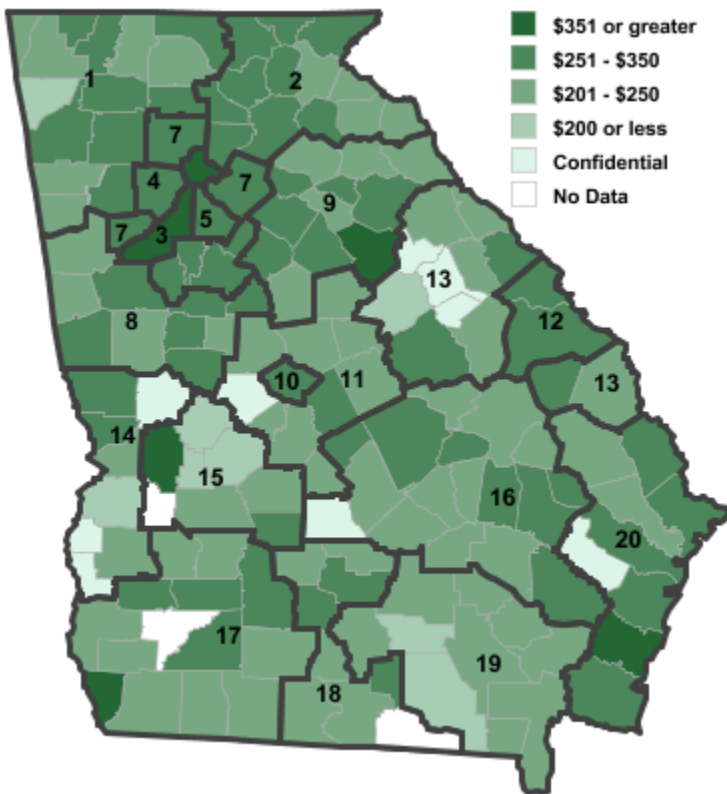
Employment



Establishments



Weekly Wages



Area

Establish- Employ- Weekly ments ment Wages

Workforce Investment Areas

1	Northwest Georgia	1,236	21,514	\$265
2	Georgia Mountains	1,086	20,150	\$270
3	City of Atlanta	3,199	72,679	\$487
4	Cobb County	1,451	28,156	\$324
5	DeKalb County	1,365	21,368	\$338
6	Balance of Fulton County	3,199	72,679	\$487
7	Atlanta Regional	3,257	61,626	\$296
8	West Central Georgia	758	13,252	\$261
9	Northeast Georgia	930	17,609	\$270
10	Macon-Bibb	406	7,599	\$267
11	Middle Georgia	567	10,119	\$241
12	Richmond-Burke	447	10,075	\$281
13	East Central Georgia	348	5,535	\$250
14	Lower Chattahoochee	517	11,734	\$288
15	Middle Flint	154	2,659	\$261
16	Heart of Georgia-Altamaha	442	6,036	\$246
17	Southwest Georgia	585	8,854	\$260
18	South Georgia	492	9,442	\$241
19	Southeast Georgia	227	3,741	\$239
20	Coastal Georgia	1,683	33,411	\$312

Counties with largest values

121	Fulton	3,200	72,765	\$487
-----	--------	--------------	---------------	--------------

Note: *** Confidential - Industry group does not meet criteria for disclosure