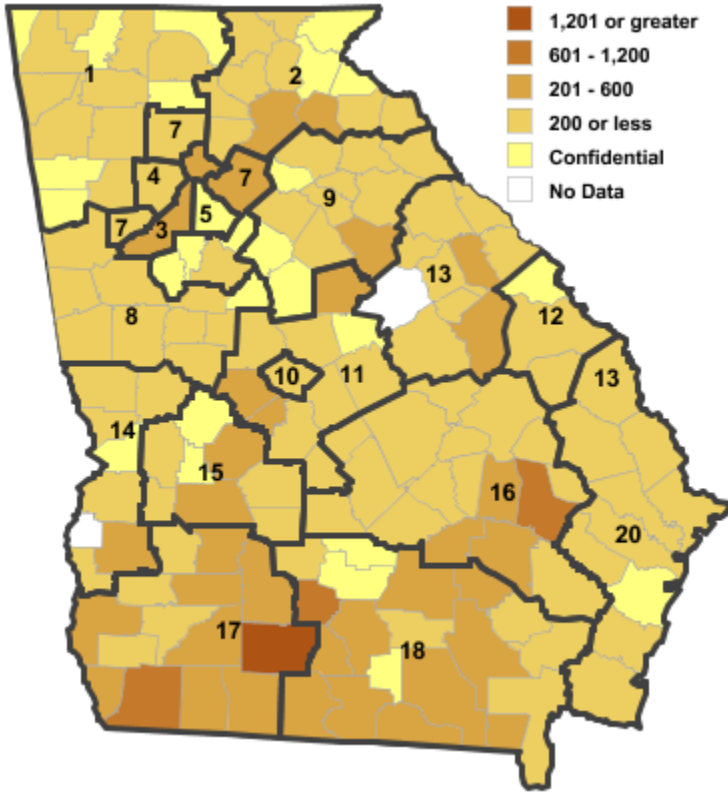


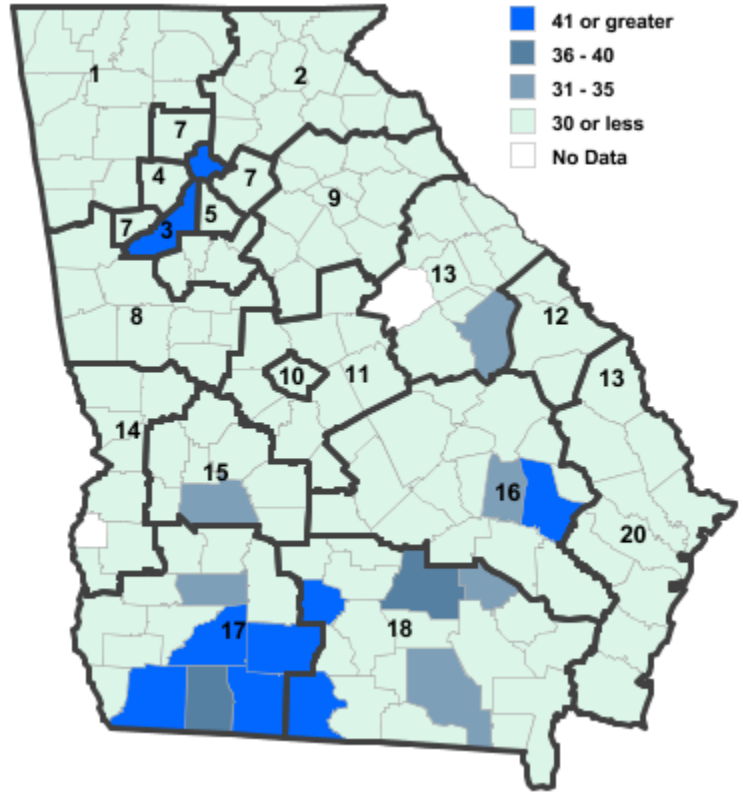
Annual Industry Averages from QCEW 2014

NAICS 11 : Agriculture, Forestry, Fishing, and Hunting

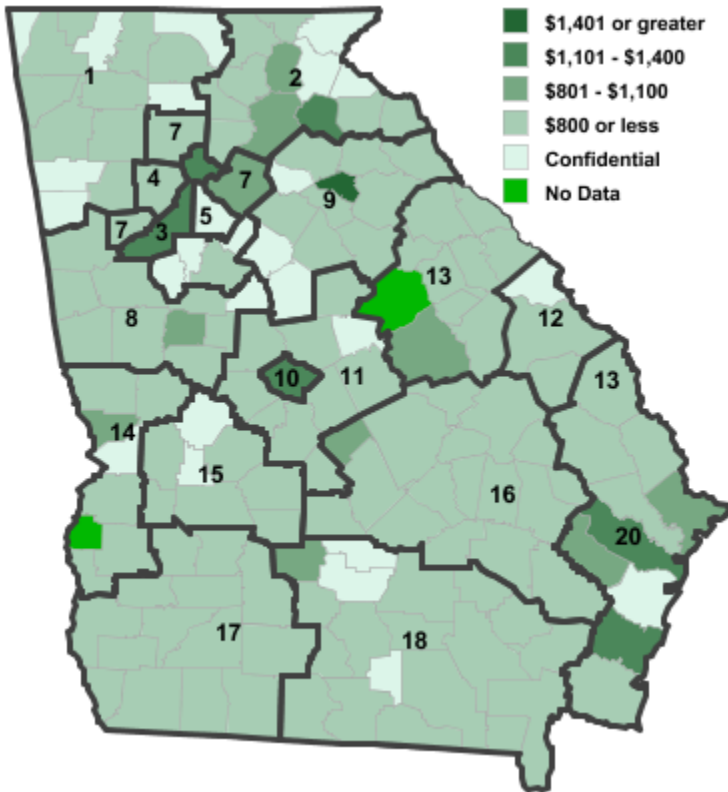
Employment



Establishments



Weekly Wages



Area

Establish- Employ- Weekly
ments ment Wages

Workforce Investment Areas

1	Northwest Georgia	116	943	\$560
2	Georgia Mountains	127	1,528	\$807
3	City of Atlanta	41	215	\$1,303
4	Cobb County	9	32	\$576
5	DeKalb County	4	***	***
6	Fulton County	41	215	\$1,303
7	Atlanta Regional	74	457	\$788
8	West Central Georgia	84	551	\$567
9	Northeast Georgia	153	1,391	\$670
10	Macon-Bibb	12	62	\$1,194
11	Middle Georgia	110	1,371	\$581
12	Central Savannah River Area	47	422	\$1,115
13	East Central Georgia	104	986	\$704
14	Lower Chattahoochee	56	534	\$692
15	Middle Flint	125	1,283	\$578
16	Heart of Georgia-Altamaha	286	2,887	\$606
17	Southwest Georgia	469	5,705	\$517
18	Southern Georgia	427	5,705	\$508
20	Coastal Georgia	111	708	\$734

Counties with largest values

63	Clayton	3	5	\$1,690
71	Colquitt	71	1,743	\$367

Note: *** Confidential - Industry group does not meet criteria for disclosure