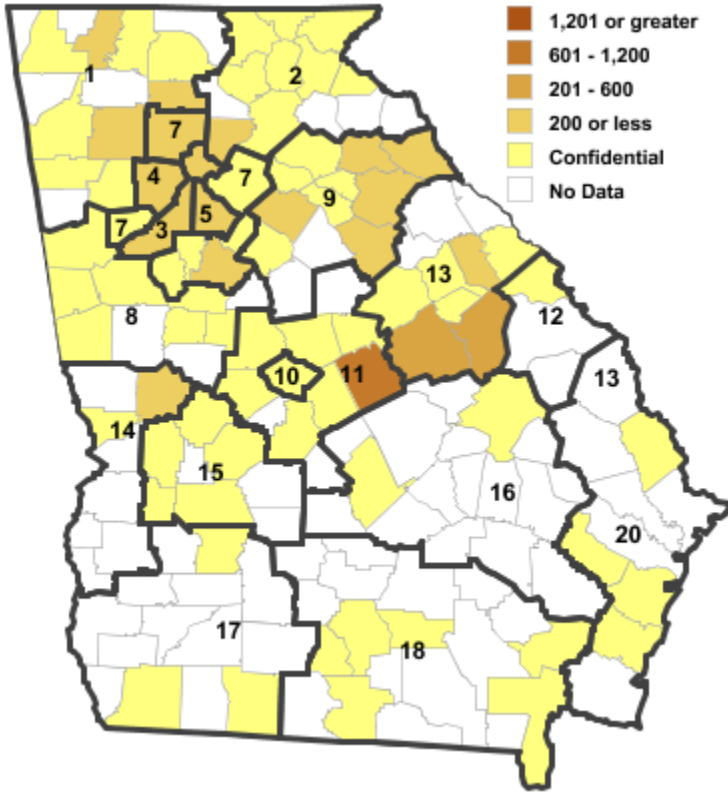


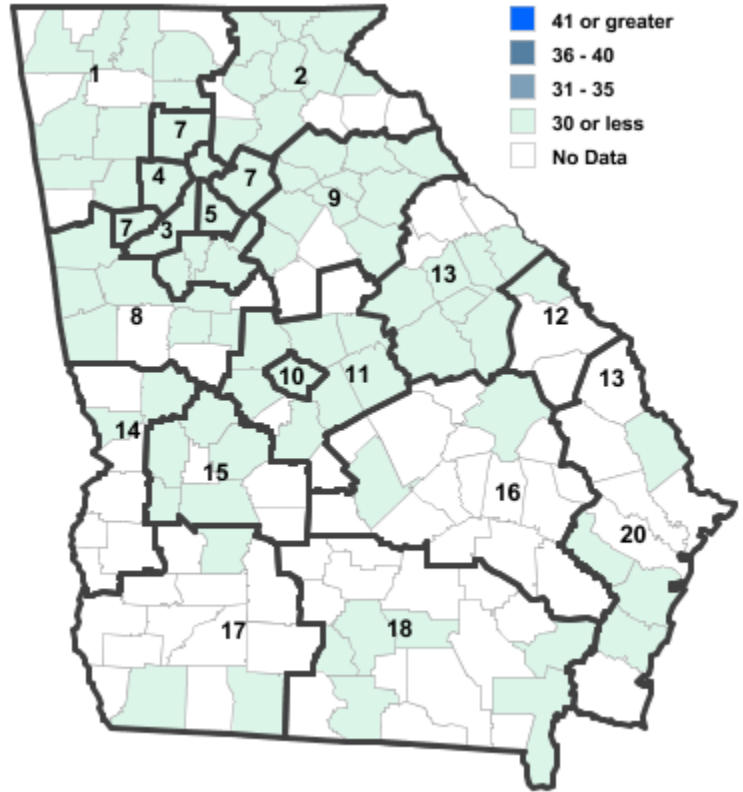
Annual Industry Averages from QCEW 2014

NAICS 21 : Mining

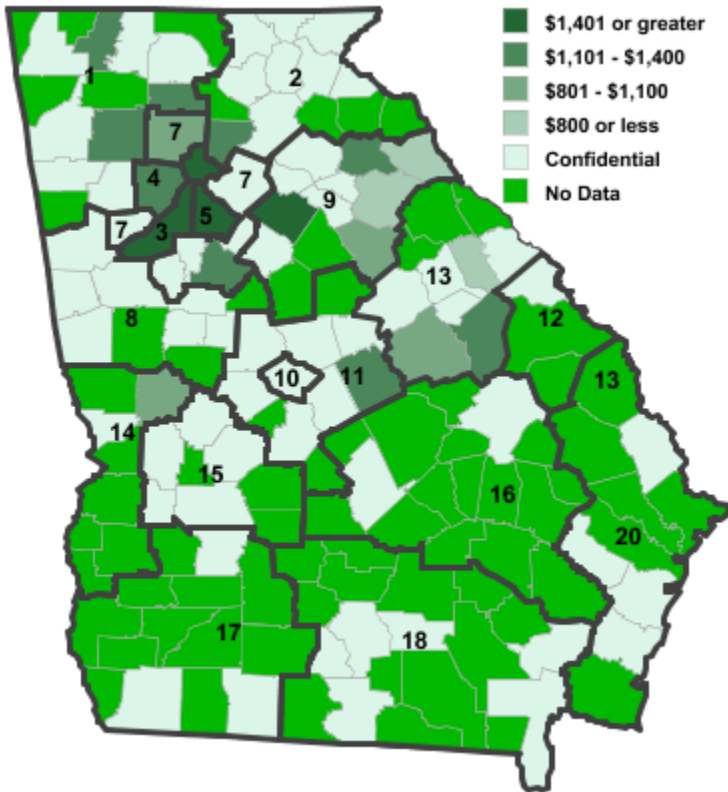
Employment



Establishments



Weekly Wages



Area

Establish- Employ- Weekly
ments ment Wages

Workforce Investment Areas

1	Northwest Georgia	25	505	\$1,131
2	Georgia Mountains	20	167	\$1,153
3	City of Atlanta	9	91	\$1,979
4	Cobb County	8	71	\$1,229
5	DeKalb County	6	92	\$3,575
6	Fulton County	9	91	\$1,979
7	Atlanta Regional	29	361	\$1,147
8	West Central Georgia	9	***	***
9	Northeast Georgia	43	376	\$755
10	Macon-Bibb	2	***	***
11	Middle Georgia	19	1,494	\$1,316
12	Central Savannah River Area	3	***	***
13	East Central Georgia	20	562	\$1,087
14	Lower Chattahoochee	7	143	\$966
15	Middle Flint	8	312	\$928
16	Heart of Georgia-Altamaha	2	***	***
17	Southwest Georgia	4	345	\$969
18	Southern Georgia	6	49	\$720
20	Coastal Georgia	7	28	\$948

Counties with largest values

89	DeKalb	6	92	\$3,575
105	Elbert	20	180	\$612
319	Wilkinson	10	1,103	\$1,346

Note: *** Confidential - Industry group does not meet criteria for disclosure