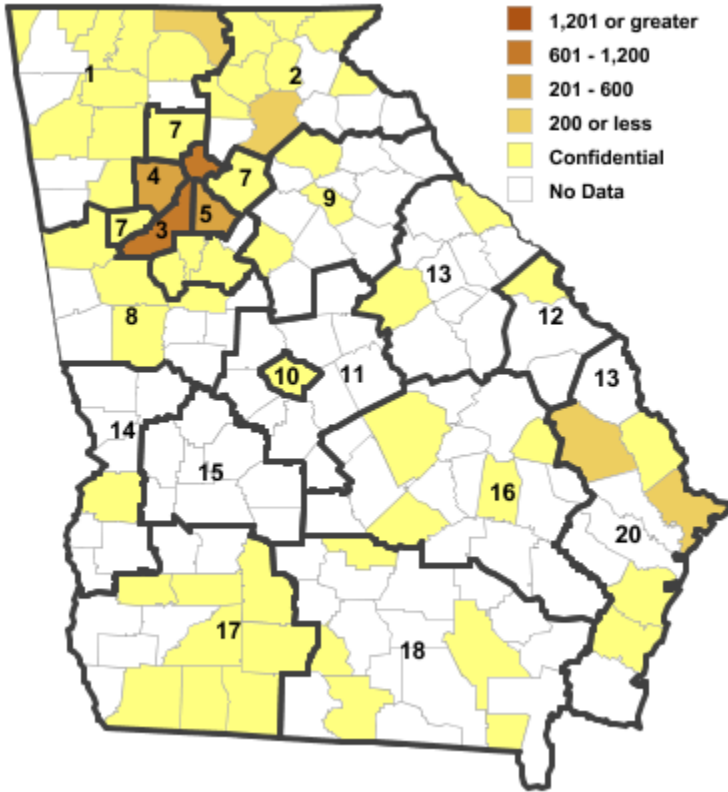


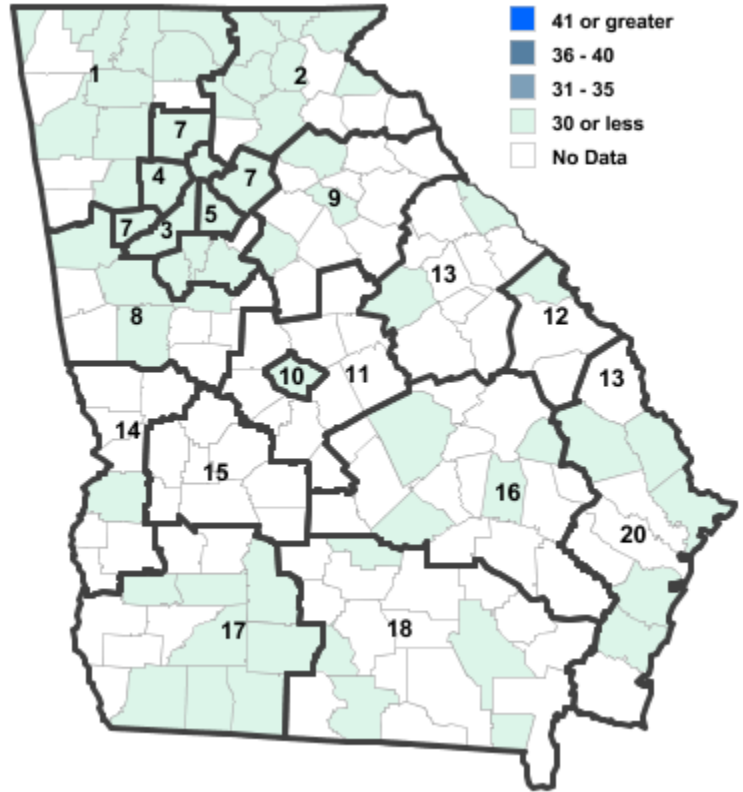
Annual Industry Averages from QCEW 2014

NAICS 312 : Beverage and Tobacco Product Manufacturing

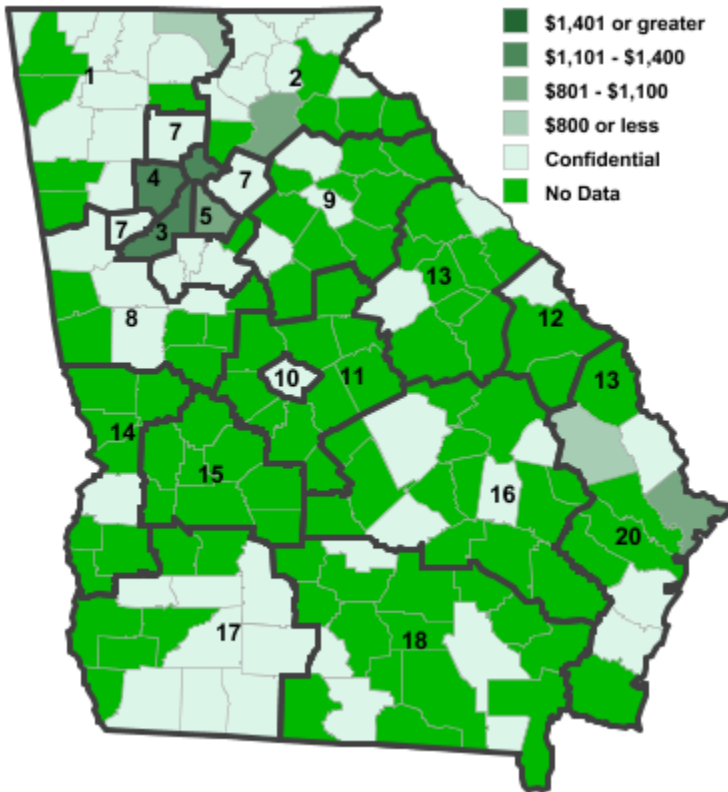
Employment



Establishments



Weekly Wages



Area

**Establish- Employ- Weekly
ments ment Wages**

Workforce Investment Areas

1	Northwest Georgia	15	636	\$1,505
2	Georgia Mountains	14	281	\$801
3	City of Atlanta	21	951	\$1,375
4	Cobb County	15	201	\$1,210
5	DeKalb County	10	393	\$1,094
6	Fulton County	21	951	\$1,375
7	Atlanta Regional	11	***	***
8	West Central Georgia	4	98	\$695
9	Northeast Georgia	3	***	***
10	Macon-Bibb	1	***	***
12	Central Savannah River Area	1	***	***
13	East Central Georgia	2	***	***
14	Lower Chattahoochee	1	***	***
16	Heart of Georgia-Altamaha	4	***	***
17	Southwest Georgia	9	801	\$1,606
18	Southern Georgia	5	175	\$824
20	Coastal Georgia	10	97	\$784

Counties with largest values

95	Dougherty	2	621	\$1,891
121	Fulton	21	951	\$1,375

Note: *** Confidential - Industry group does not meet criteria for disclosure