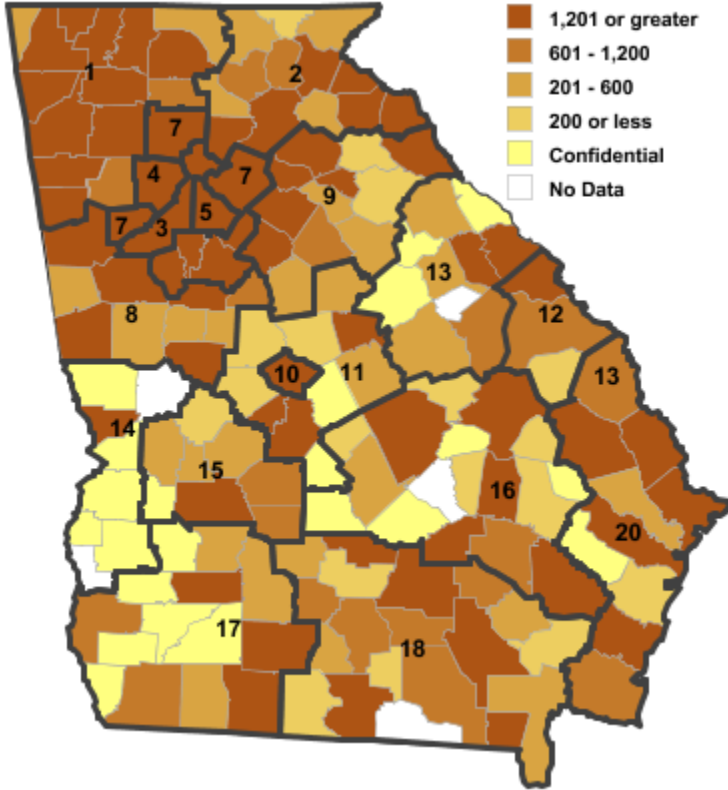


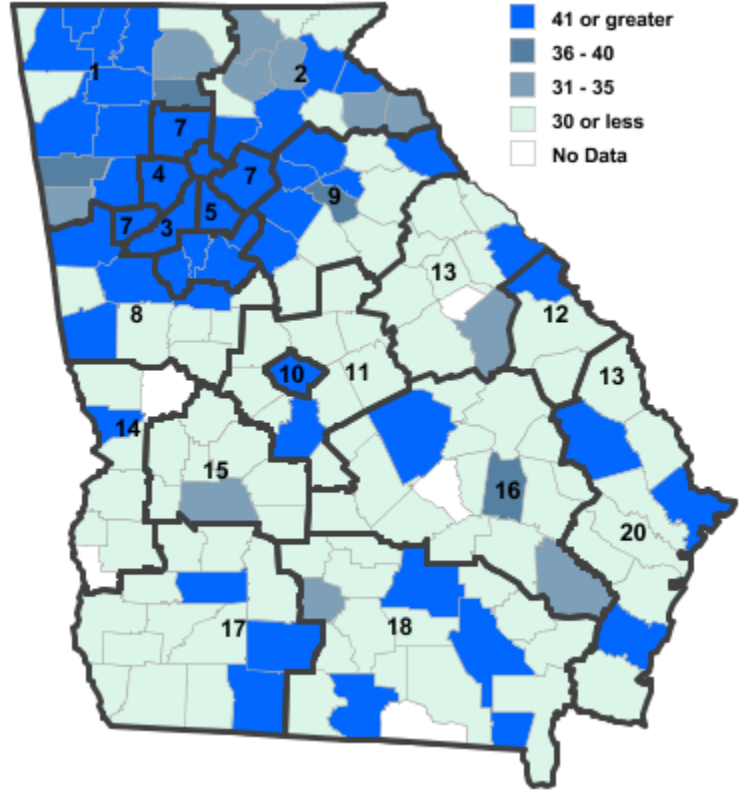
Annual Industry Averages from QCEW 2014

NAICS 31-33 : Manufacturing

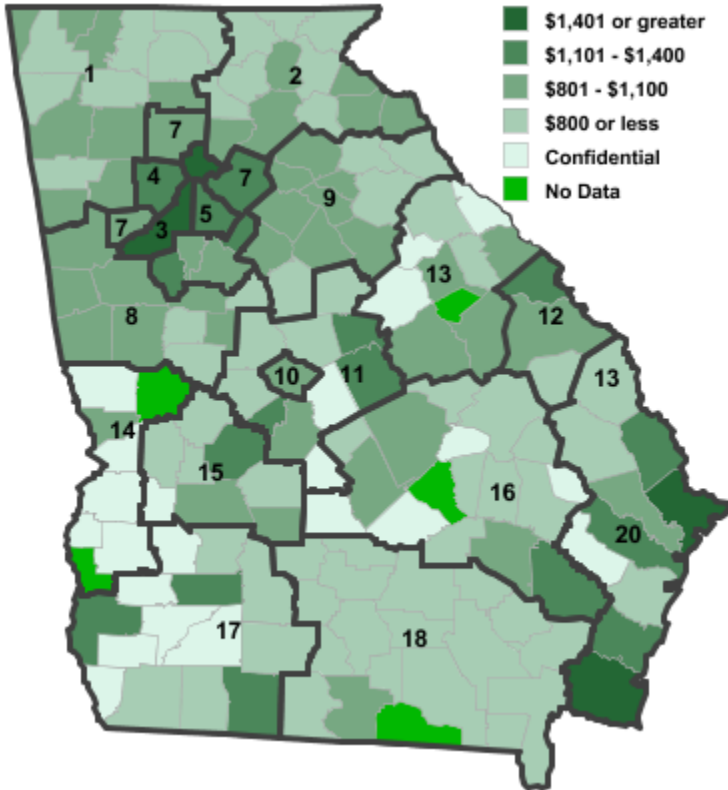
Employment



Establishments



Weekly Wages



Area

Establish- Employ- Weekly
ments ment Wages

Workforce Investment Areas

1	Northwest Georgia	1,112	61,650	\$841
2	Georgia Mountains	852	38,481	\$841
3	City of Atlanta	926	25,504	\$1,907
4	Cobb County	617	17,604	\$1,378
5	DeKalb County	520	13,035	\$1,114
6	Fulton County	926	25,504	\$1,907
7	Atlanta Regional	1,574	47,437	\$1,175
8	West Central Georgia	455	28,356	\$950
9	Northeast Georgia	597	24,325	\$950
10	Macon-Bibb	135	5,115	\$1,021
11	Middle Georgia	225	9,770	\$985
12	Central Savannah River Area	159	7,879	\$1,127
13	East Central Georgia	167	6,813	\$893
14	Lower Chattahoochee	166	7,838	\$933
15	Middle Flint	95	4,988	\$877
16	Heart of Georgia-Altamaha	270	12,355	\$725
17	Southwest Georgia	339	13,803	\$905
18	Southern Georgia	407	15,387	\$752
20	Coastal Georgia	448	23,176	\$1,401

Counties with largest values

121	Fulton	926	25,504	\$1,907
-----	--------	-----	--------	---------

Note: *** Confidential - Industry group does not meet criteria for disclosure