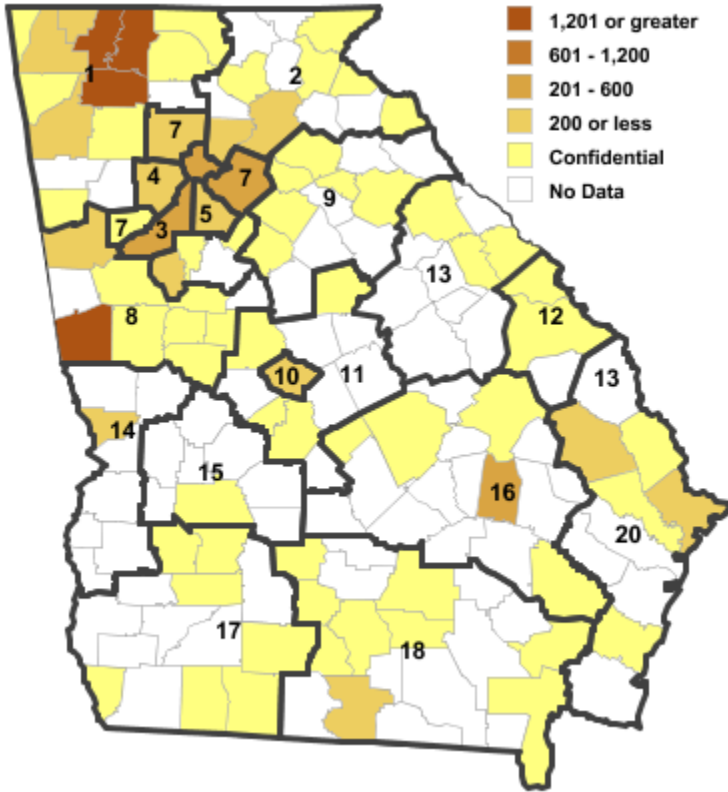


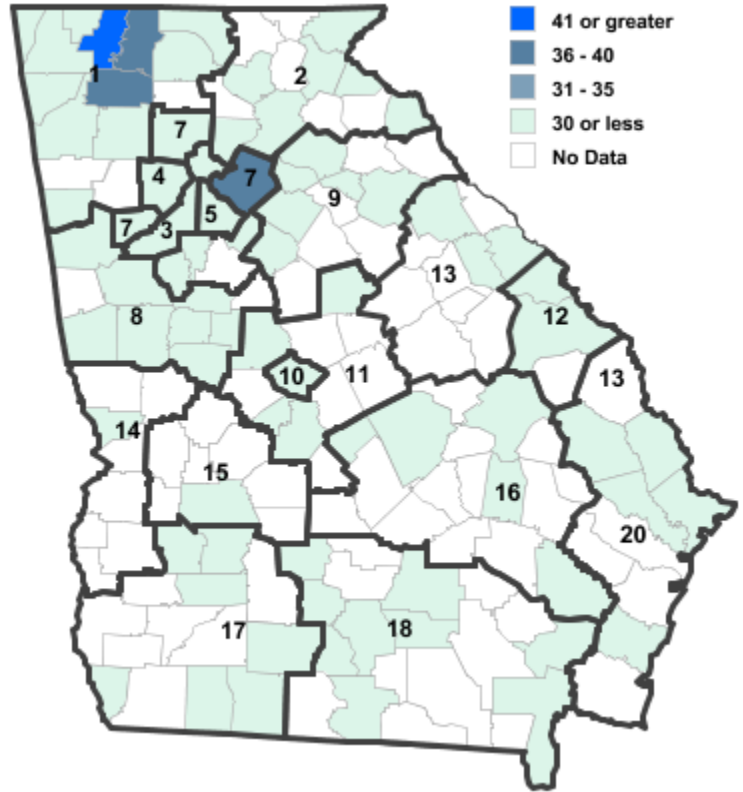
Annual Industry Averages from QCEW 2014

NAICS 314 : Textile Product Mills

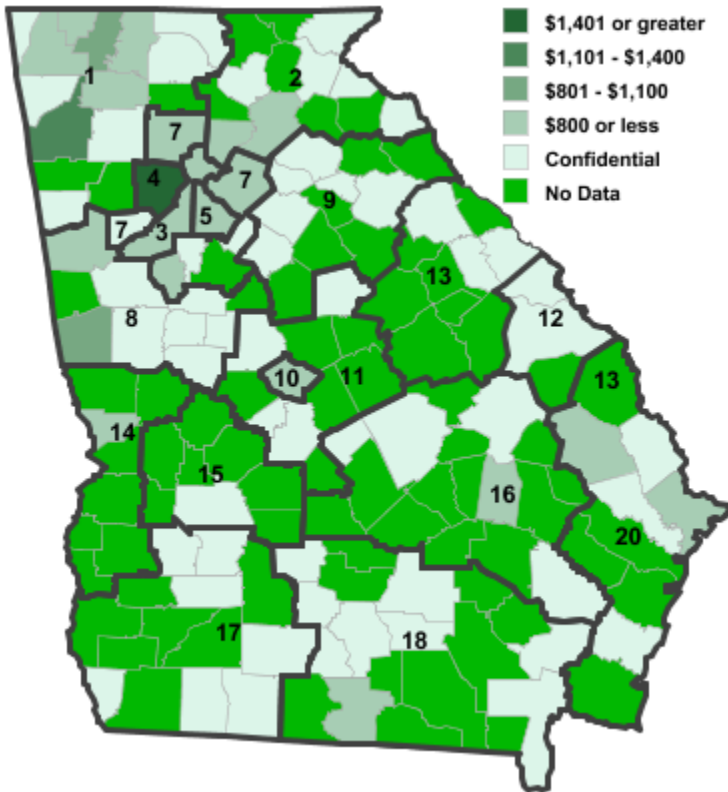
Employment



Establishments



Weekly Wages



Area

Establish- Employ- Weekly
ments ment Wages

Workforce Investment Areas

1	Northwest Georgia	211	21,445	\$826
2	Georgia Mountains	20	155	\$515
3	City of Atlanta	27	357	\$605
4	Cobb County	17	177	\$2,166
5	DeKalb County	13	99	\$614
6	Fulton County	27	357	\$605
7	Atlanta Regional	64	712	\$685
8	West Central Georgia	25	2,535	\$988
9	Northeast Georgia	10	38	\$288
10	Macon-Bibb	5	47	\$513
11	Middle Georgia	6	49	\$692
12	Central Savannah River Area	4	410	\$467
13	East Central Georgia	7	***	***
14	Lower Chattahoochee	5	17	\$540
15	Middle Flint	2	***	***
16	Heart of Georgia-Altamaha	7	432	\$359
17	Southwest Georgia	17	111	\$450
18	Southern Georgia	15	109	\$455
20	Coastal Georgia	14	99	\$655

Counties with largest values

67	Cobb	17	177	\$2,166
313	Whitfield	104	11,760	\$874

Note: *** Confidential - Industry group does not meet criteria for disclosure