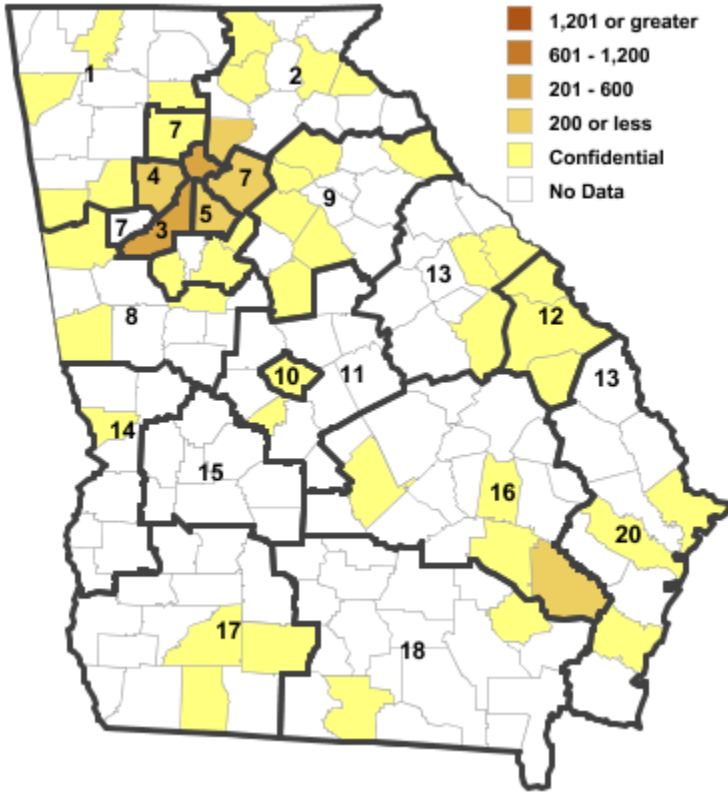


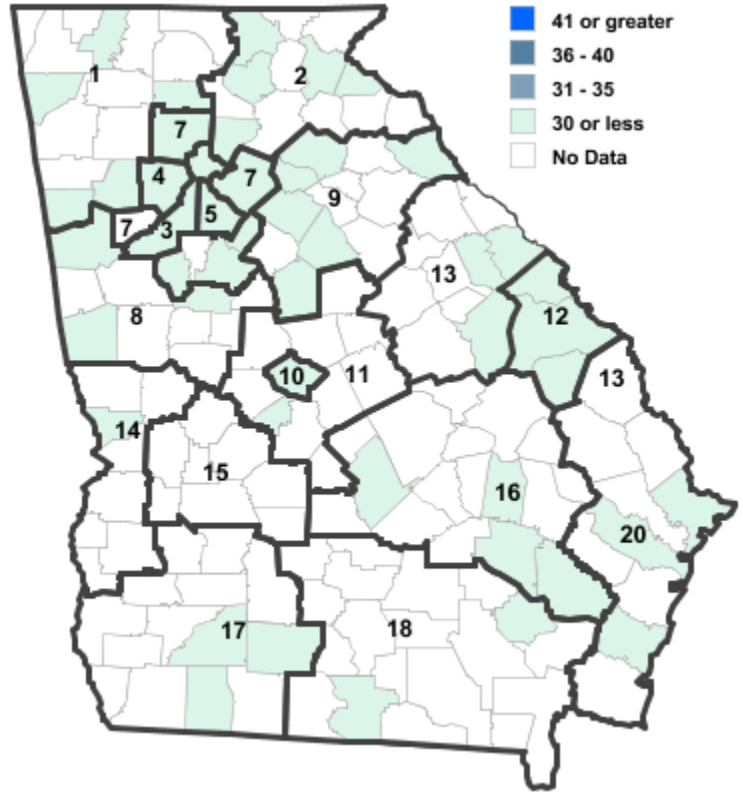
Annual Industry Averages from QCEW 2014

NAICS 315 : Apparel Manufacturing

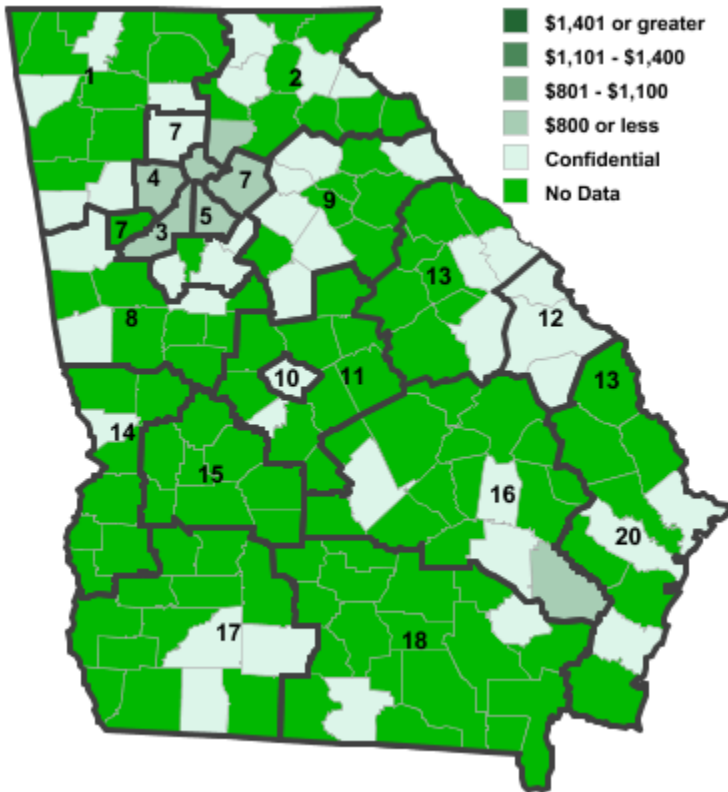
Employment



Establishments



Weekly Wages



Area

Establish- Employ- Weekly
ments ment Wages

Workforce Investment Areas

1	Northwest Georgia	5	79	\$495
2	Georgia Mountains	9	197	\$716
3	City of Atlanta	15	211	\$749
4	Cobb County	7	8	\$400
5	DeKalb County	4	13	\$556
6	Fulton County	15	211	\$749
7	Atlanta Regional	15	397	\$785
8	West Central Georgia	6	***	***
9	Northeast Georgia	8	25	\$499
10	Macon-Bibb	3	***	***
11	Middle Georgia	1	***	***
12	Central Savannah River Area	4	56	\$718
13	East Central Georgia	3	***	***
14	Lower Chattahoochee	2	***	***
16	Heart of Georgia-Altamaha	11	212	\$379
17	Southwest Georgia	4	354	\$464
18	Southern Georgia	2	***	***
20	Coastal Georgia	3	***	***
Counties with largest values				
45	Carroll	5	534	\$432
121	Fulton	15	211	\$749
157	Jackson	1	1	\$1,696

Note: *** Confidential - Industry group does not meet criteria for disclosure