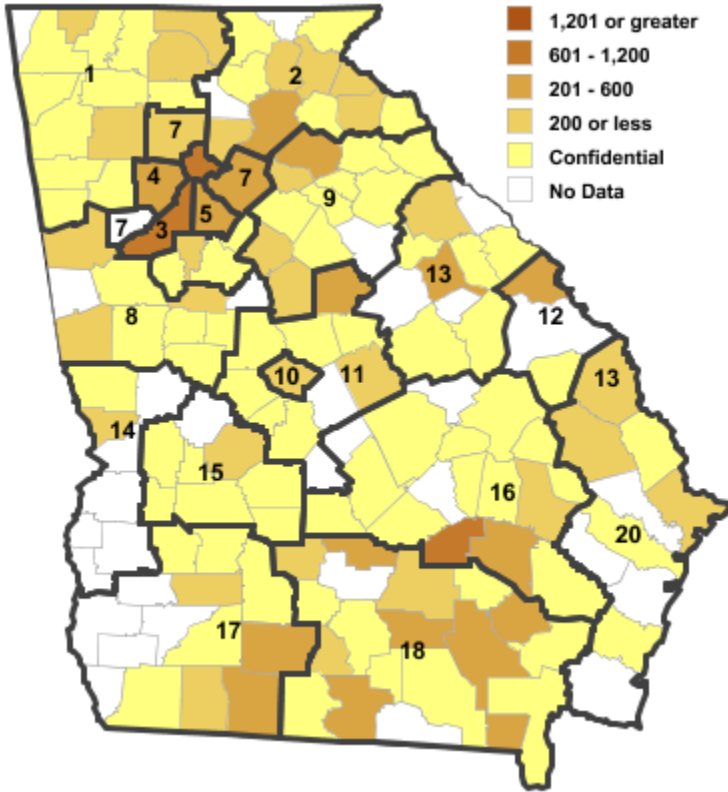
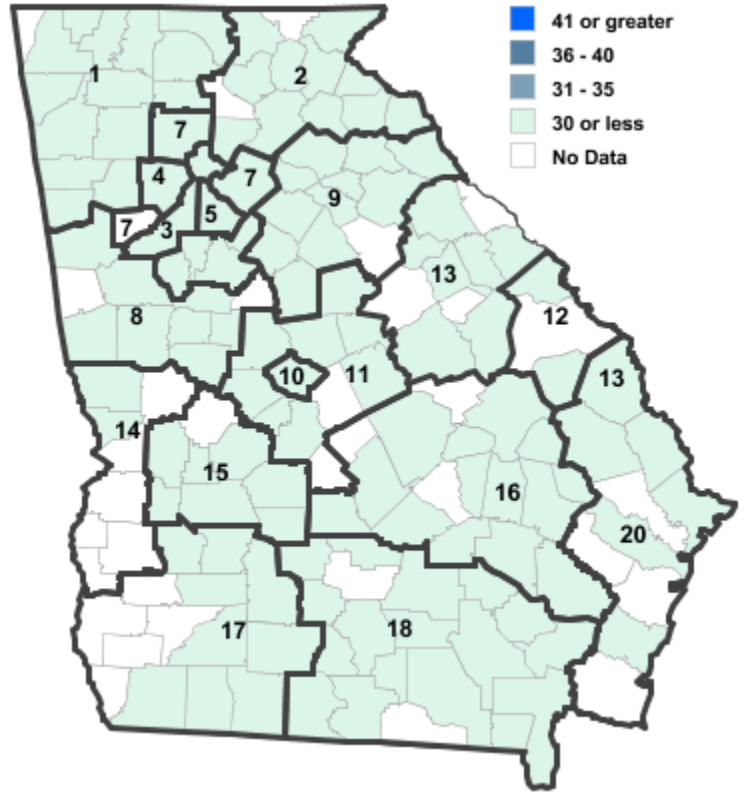


Annual Industry Averages from QCEW 2014 NAICS 321 : Wood Product Manufacturing

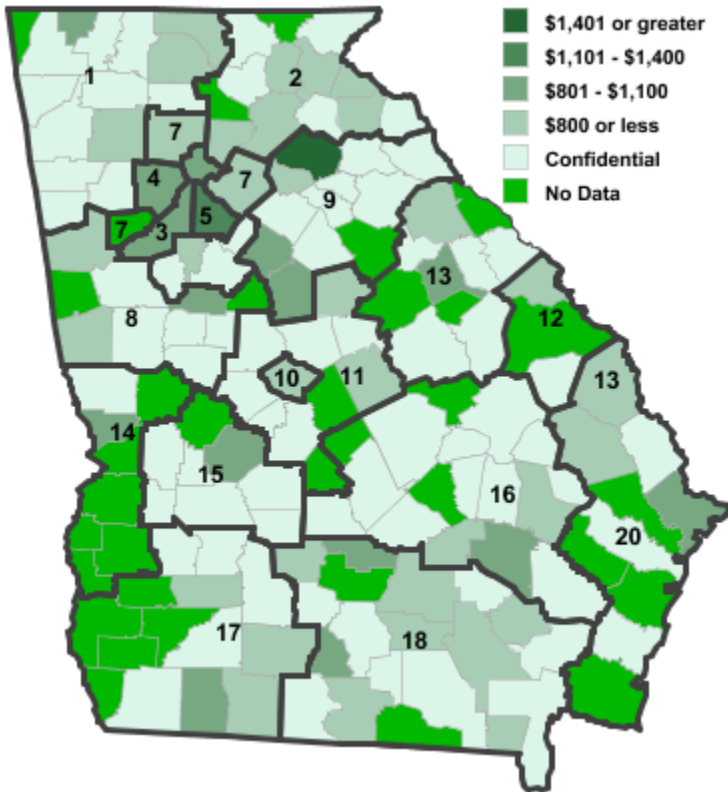
Employment



Establishments



Weekly Wages



Area

Establish- Employ- Weekly ments ment Wages

Workforce Investment Areas

1	Northwest Georgia	53	947	\$759
2	Georgia Mountains	57	852	\$583
3	City of Atlanta	29	923	\$852
4	Cobb County	19	538	\$846
5	DeKalb County	16	514	\$1,376
6	Fulton County	29	923	\$852
7	Atlanta Regional	39	732	\$732
8	West Central Georgia	28	994	\$849
9	Northeast Georgia	35	1,388	\$990
10	Macon-Bibb	10	200	\$626
11	Middle Georgia	20	656	\$983
12	Central Savannah River Area	11	236	\$774
13	East Central Georgia	25	995	\$821
14	Lower Chattahoochee	6	147	\$876
15	Middle Flint	15	686	\$707
16	Heart of Georgia-Altamaha	30	1,472	\$760
17	Southwest Georgia	40	1,418	\$644
18	Southern Georgia	60	2,808	\$708
20	Coastal Georgia	28	747	\$877

Counties with largest values

93	Dooley	1	12	\$2,081
121	Fulton	29	923	\$852

Note: *** Confidential - Industry group does not meet criteria for disclosure