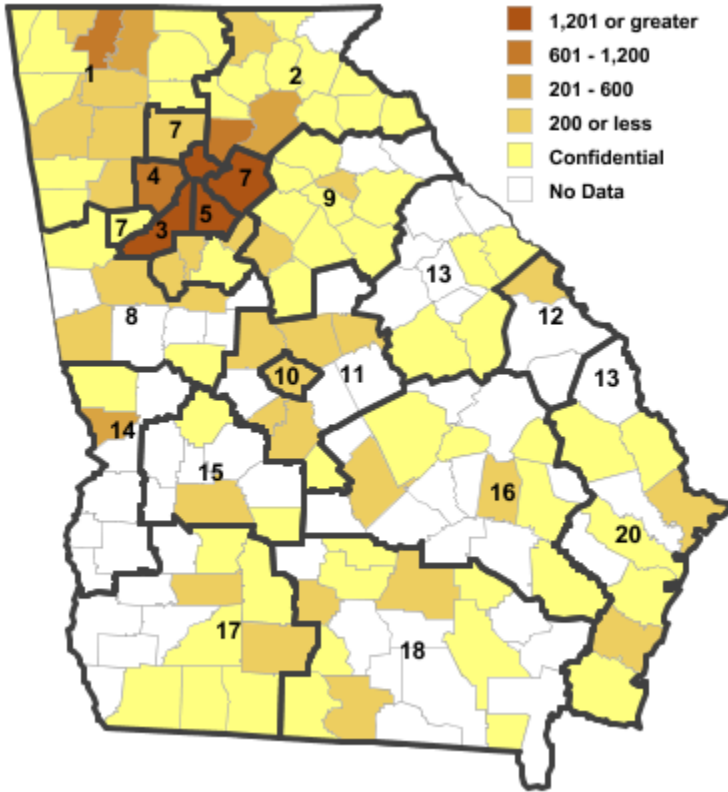


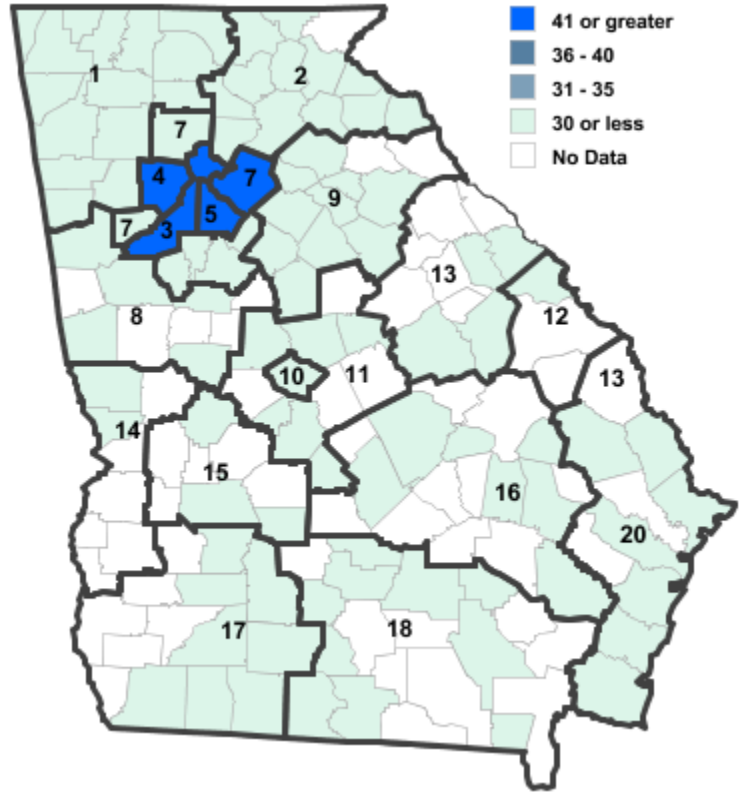
Annual Industry Averages from QCEW 2014

NAICS 323 : Printing and Related Support Activities

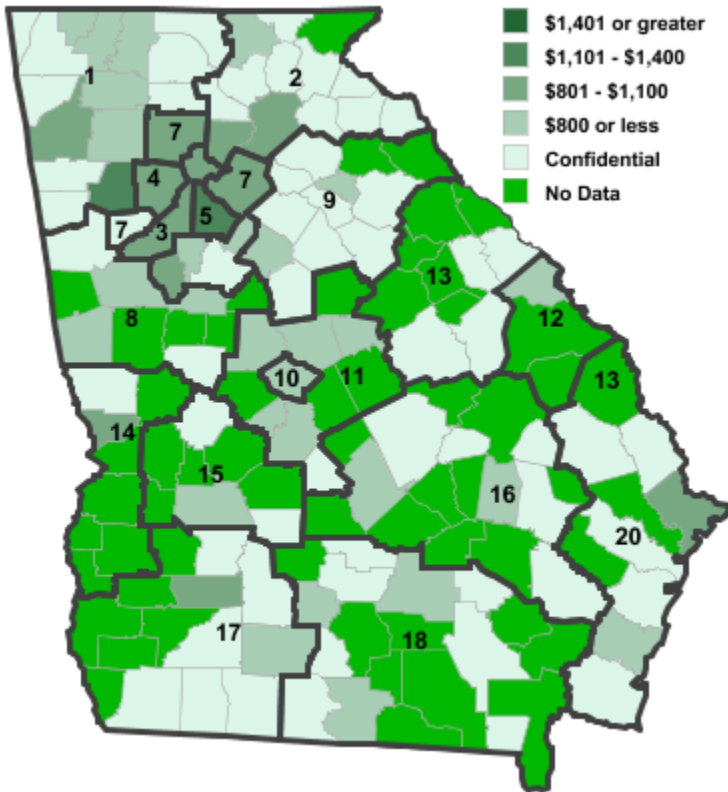
Employment



Establishments



Weekly Wages



Area

Establish- Employ- Weekly
ments ment Wages

Workforce Investment Areas

1	Northwest Georgia	72	1,879	\$571
2	Georgia Mountains	62	1,478	\$927
3	City of Atlanta	151	2,079	\$1,036
4	Cobb County	96	1,095	\$813
5	DeKalb County	87	1,509	\$1,156
6	Fulton County	151	2,079	\$1,036
7	Atlanta Regional	191	2,959	\$965
8	West Central Georgia	21	630	\$825
9	Northeast Georgia	36	367	\$647
10	Macon-Bibb	10	148	\$690
11	Middle Georgia	20	54	\$362
12	Central Savannah River Area	9	88	\$678
13	East Central Georgia	14	***	***
14	Lower Chattahoochee	23	331	\$988
15	Middle Flint	5	22	\$384
16	Heart of Georgia-Altamaha	14	137	\$699
17	Southwest Georgia	20	142	\$739
18	Southern Georgia	24	160	\$620
20	Coastal Georgia	38	366	\$697

Counties with largest values

11	Banks	2	6	\$1,919
121	Fulton	151	2,079	\$1,036
135	Gwinnett	126	2,441	\$989

Note: *** Confidential - Industry group does not meet criteria for disclosure