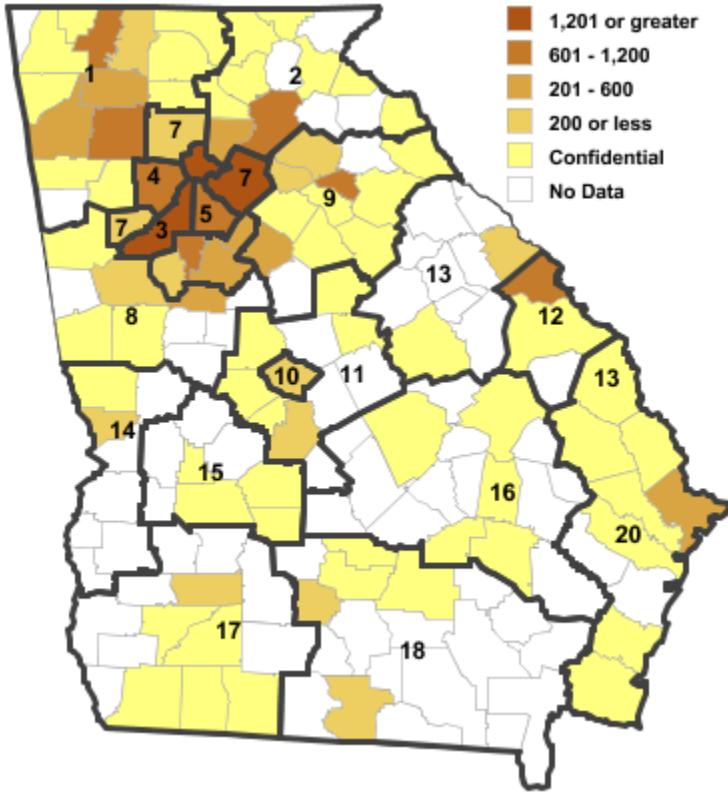


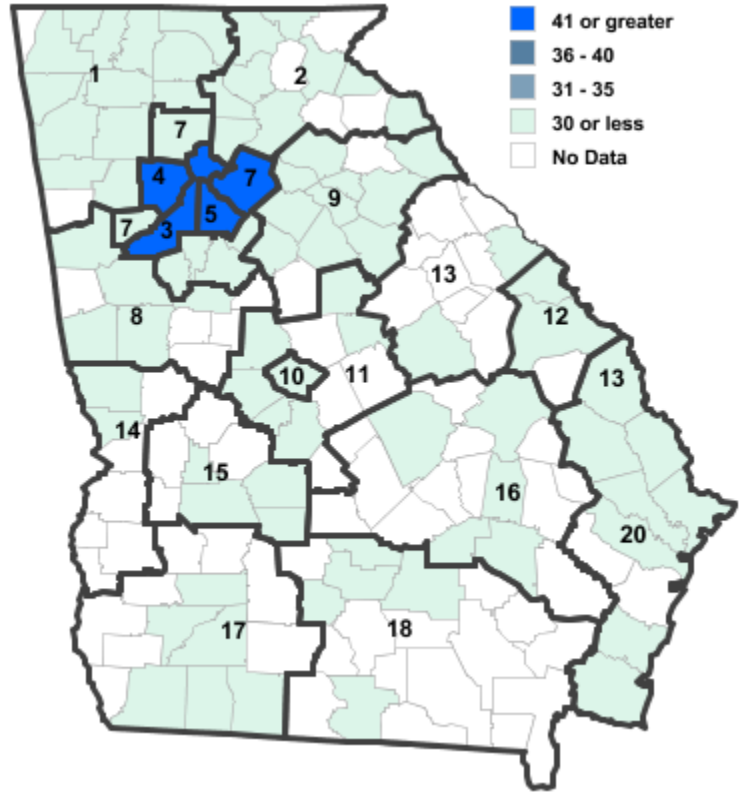
# Annual Industry Averages from QCEW 2014

## NAICS 325 : Chemical Manufacturing

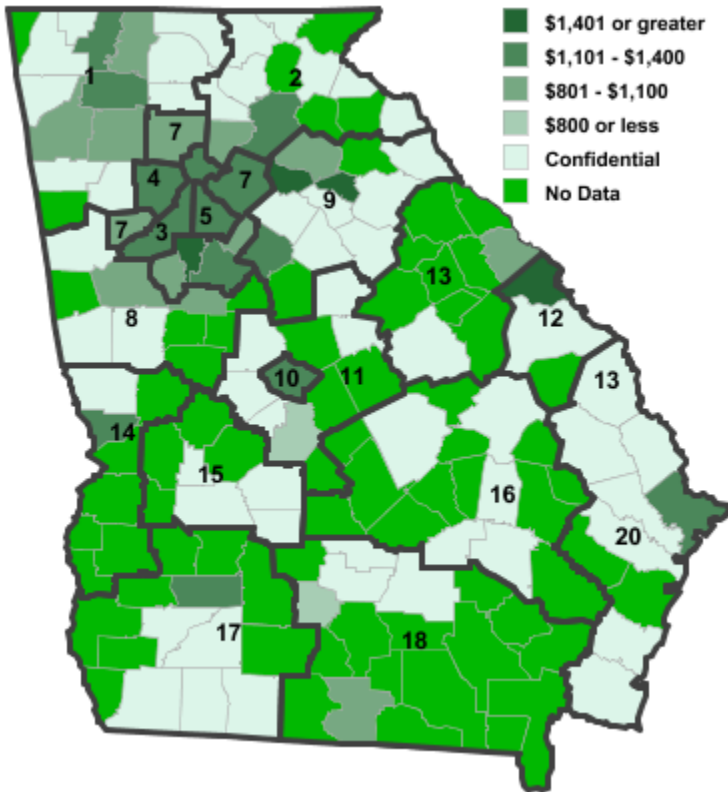
Employment



Establishments



Weekly Wages



Area

Establish- Employ- Weekly  
ments          ment          Wages

**Workforce Investment Areas**

Area	Establishments	Employment	Weekly Wages
1 Northwest Georgia	73	3,005	\$1,091
2 Georgia Mountains	37	1,284	\$1,092
3 City of Atlanta	84	1,856	\$1,396
4 Cobb County	56	1,062	\$1,338
5 DeKalb County	44	757	\$1,197
6 Fulton County	84	1,856	\$1,396
7 Atlanta Regional	126	3,696	\$1,349
8 West Central Georgia	19	303	\$941
9 Northeast Georgia	45	2,336	\$1,585
10 Macon-Bibb	9	127	\$1,333
11 Middle Georgia	14	431	\$769
12 Central Savannah River Area	20	1,241	\$1,656
13 East Central Georgia	10	34	\$1,165
14 Lower Chattahoochee	11	152	\$1,149
15 Middle Flint	6	336	\$817
16 Heart of Georgia-Altamaha	4	117	\$911
17 Southwest Georgia	15	340	\$1,061
18 Southern Georgia	18	634	\$875
20 Coastal Georgia	32	1,740	\$1,259

**Counties with largest values**

121 Fulton	84	1,856	\$1,396
135 Gwinnett	62	1,934	\$1,369
147 Hart	3	6	\$3,202

Note: \*\*\* Confidential - Industry group does not meet criteria for disclosure