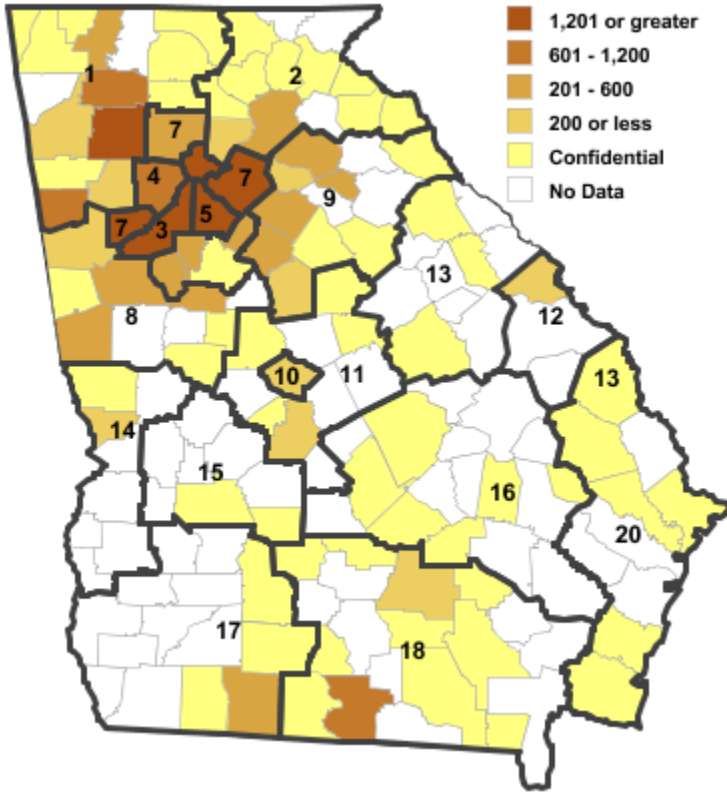


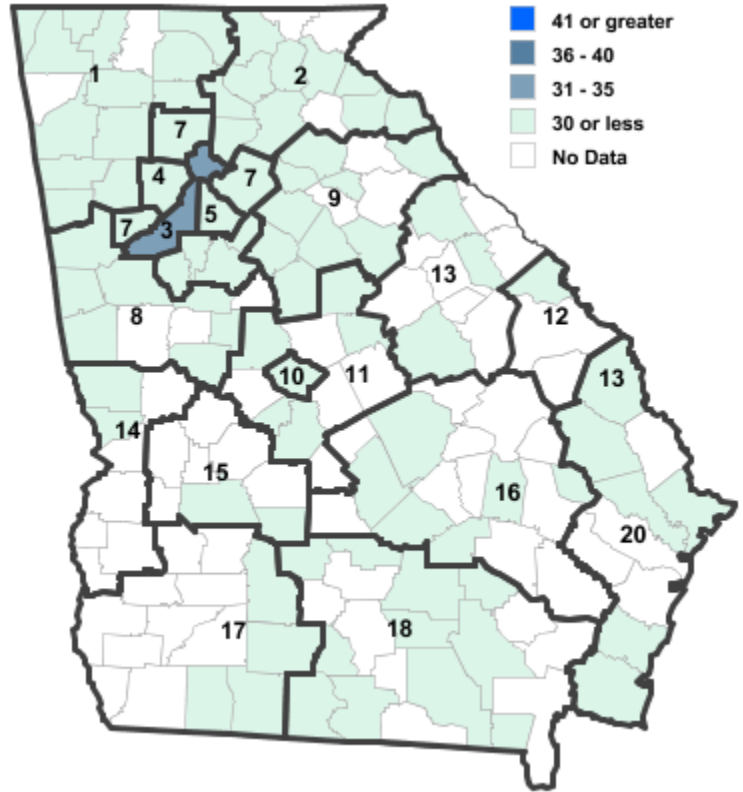
Annual Industry Averages from QCEW 2014

NAICS 326 : Plastics and Rubber Products Manufacturing

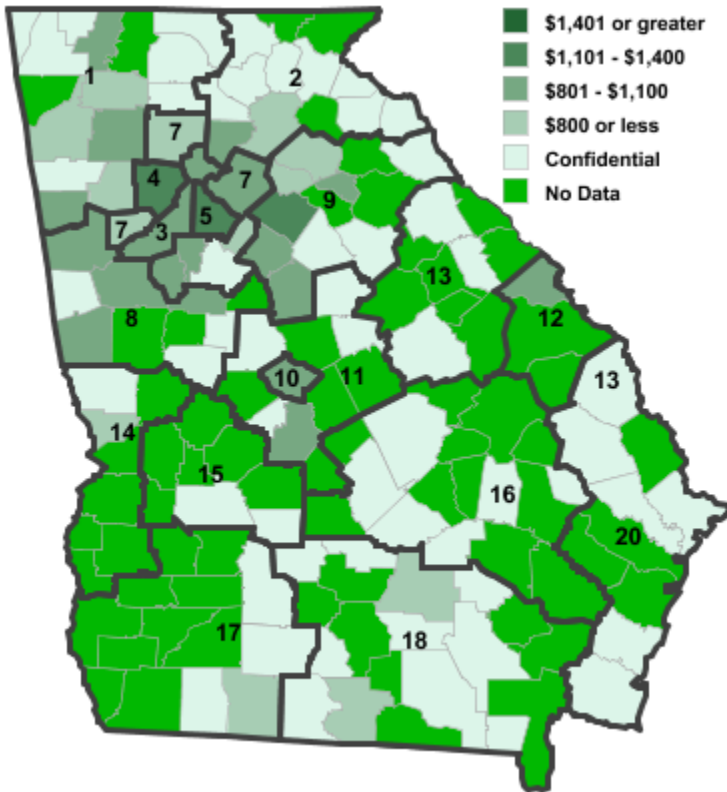
Employment



Establishments



Weekly Wages



Area

Establish- Employ- Weekly
ments ment Wages

Workforce Investment Areas

1	Northwest Georgia	67	4,183	\$857
2	Georgia Mountains	30	1,270	\$791
3	City of Atlanta	34	1,990	\$1,000
4	Cobb County	25	766	\$1,117
5	DeKalb County	19	1,234	\$1,212
6	Fulton County	34	1,990	\$1,000
7	Atlanta Regional	74	4,315	\$802
8	West Central Georgia	30	1,491	\$942
9	Northeast Georgia	37	1,939	\$954
10	Macon-Bibb	5	141	\$1,089
11	Middle Georgia	9	394	\$805
12	Central Savannah River Area	3	25	\$815
13	East Central Georgia	4	505	\$871
14	Lower Chattahoochee	4	74	\$749
15	Middle Flint	3	136	\$619
16	Heart of Georgia-Altamaha	7	56	\$562
17	Southwest Georgia	9	388	\$759
18	Southern Georgia	26	1,225	\$658
20	Coastal Georgia	10	***	***

Counties with largest values

47	Catoosa	1	2	\$2,003
121	Fulton	34	1,990	\$1,000

Note: *** Confidential - Industry group does not meet criteria for disclosure