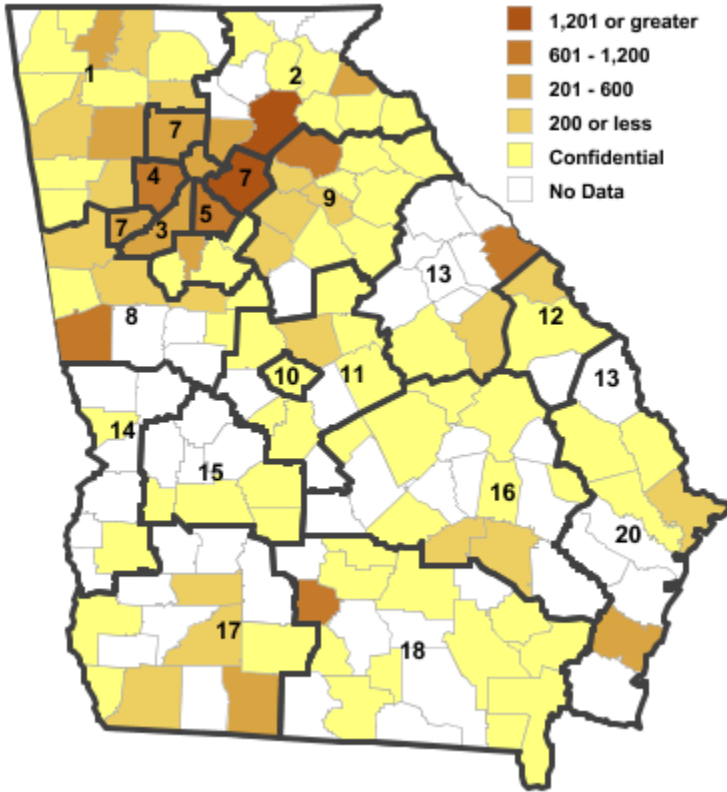


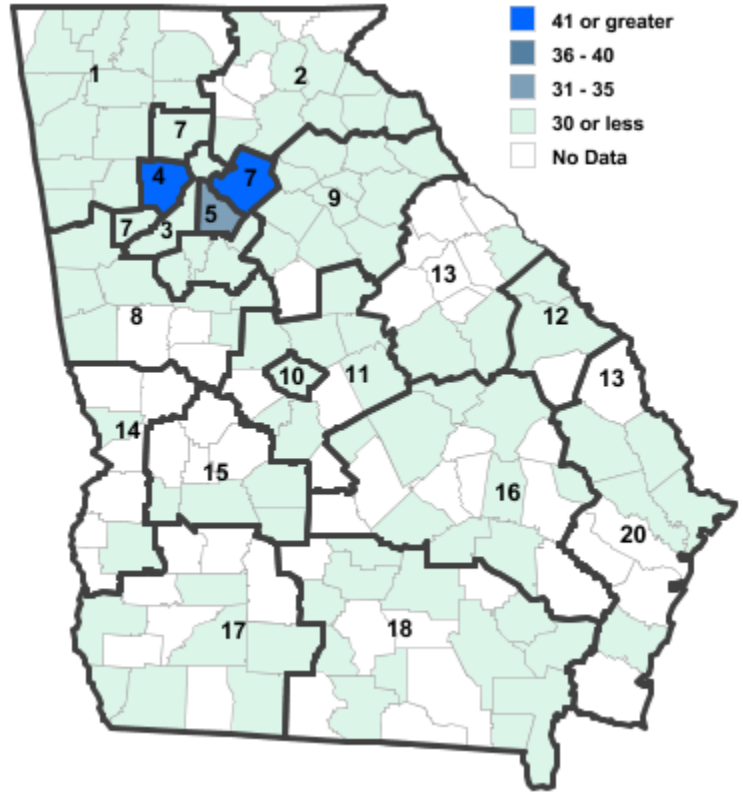
# Annual Industry Averages from QCEW 2014

## NAICS 333 : Machinery Manufacturing

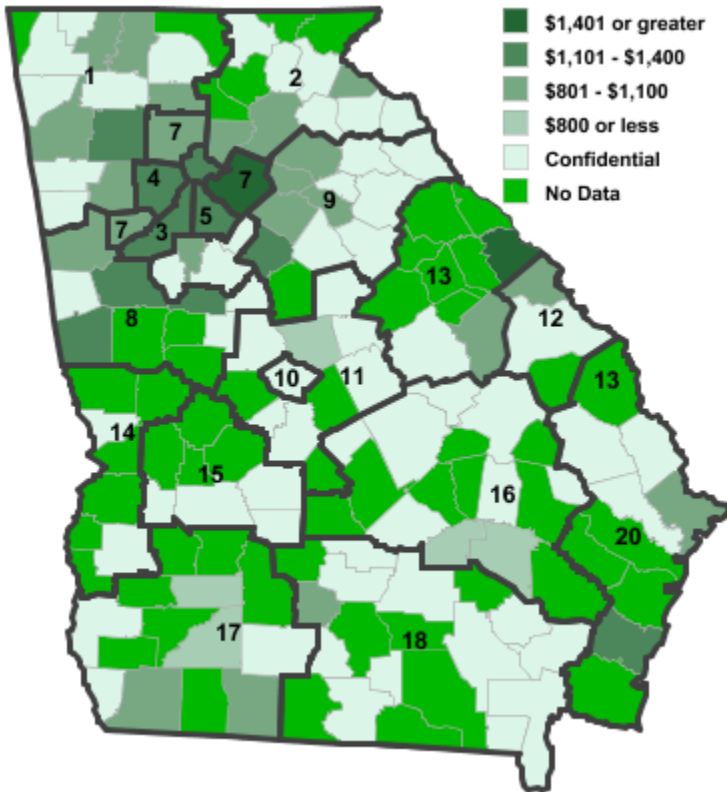
Employment



Establishments



Weekly Wages



Area

Establish- Employ- Weekly  
ments           ment   Wages

**Workforce Investment Areas**

1	Northwest Georgia	70	1,465	\$1,038
2	Georgia Mountains	63	3,158	\$993
3	City of Atlanta	29	282	\$1,285
4	Cobb County	53	659	\$1,120
5	DeKalb County	32	1,109	\$1,136
6	Fulton County	29	282	\$1,285
7	Atlanta Regional	105	4,218	\$1,496
8	West Central Georgia	24	949	\$1,189
9	Northeast Georgia	41	2,003	\$991
10	Macon-Bibb	6	***	***
11	Middle Georgia	16	317	\$2,119
12	Central Savannah River Area	7	104	\$922
13	East Central Georgia	9	753	\$1,400
14	Lower Chattahoochee	7	***	***
15	Middle Flint	7	292	\$1,214
16	Heart of Georgia-Altamaha	18	1,961	\$488
17	Southwest Georgia	21	451	\$870
18	Southern Georgia	26	957	\$918
20	Coastal Georgia	20	961	\$1,009

**Counties with largest values**

9	Baldwin	2	107	\$4,442
135	Gwinnett	55	1,963	\$1,997

Note: \*\*\* Confidential - Industry group does not meet criteria for disclosure