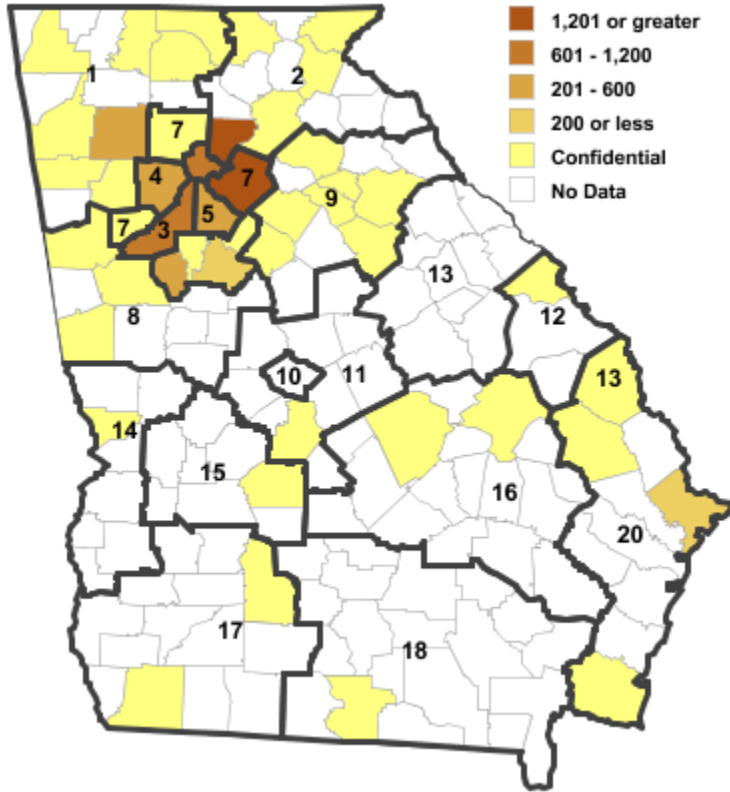


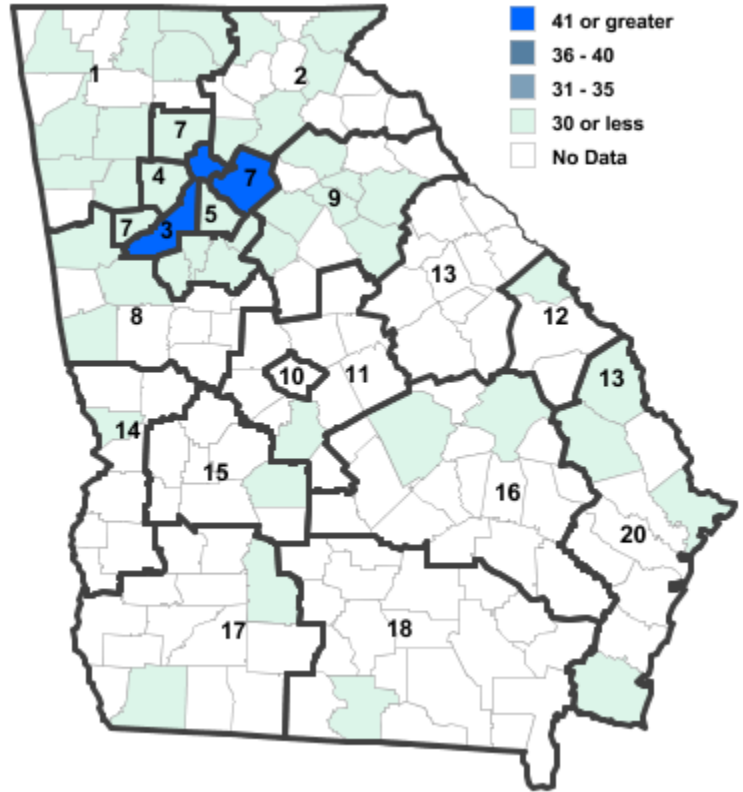
Annual Industry Averages from QCEW 2014

NAICS 334 : Computer and Electronic Product Manufacturing

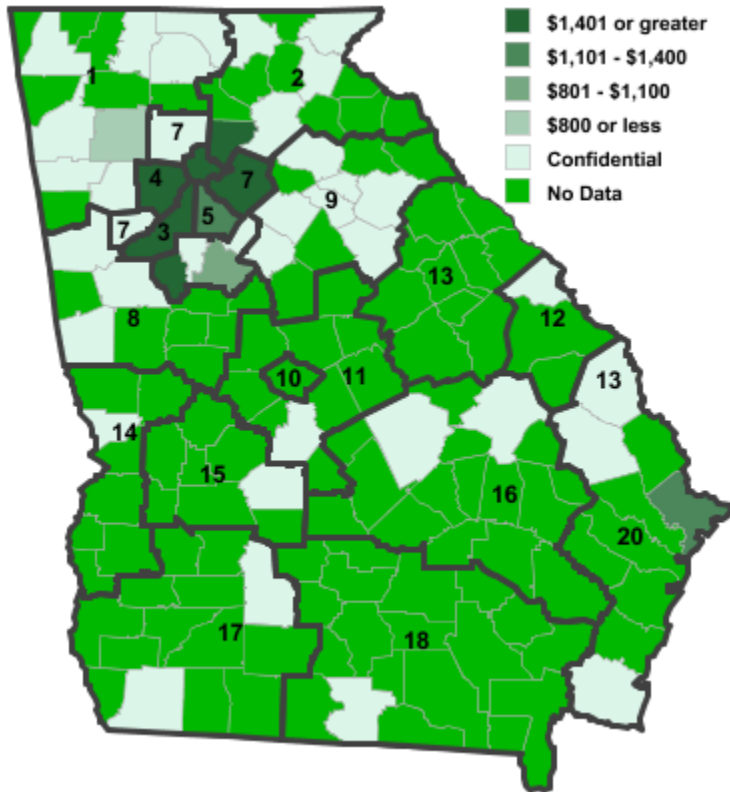
Employment



Establishments



Weekly Wages



Area	Establishments	Employment	Weekly Wages
Workforce Investment Areas			
1 Northwest Georgia	10	519	\$630
2 Georgia Mountains	34	1,643	\$1,651
3 City of Atlanta	61	682	\$1,652
4 Cobb County	26	496	\$1,473
5 DeKalb County	22	288	\$1,279
6 Fulton County	61	682	\$1,652
7 Atlanta Regional	94	5,522	\$1,994
8 West Central Georgia	7	***	***
9 Northeast Georgia	9	33	\$1,582
11 Middle Georgia	2	***	***
12 Central Savannah River Area	1	***	***
14 Lower Chattahoochee	3	***	***
15 Middle Flint	1	***	***
16 Heart of Georgia-Altamaha	3	***	***
17 Southwest Georgia	1	***	***
18 Southern Georgia	1	***	***
20 Coastal Georgia	6	113	\$1,060
Counties with largest values			
133 Greene	2	7	\$3,606
135 Gwinnett	77	4,922	\$2,034

Note: *** Confidential - Industry group does not meet criteria for disclosure