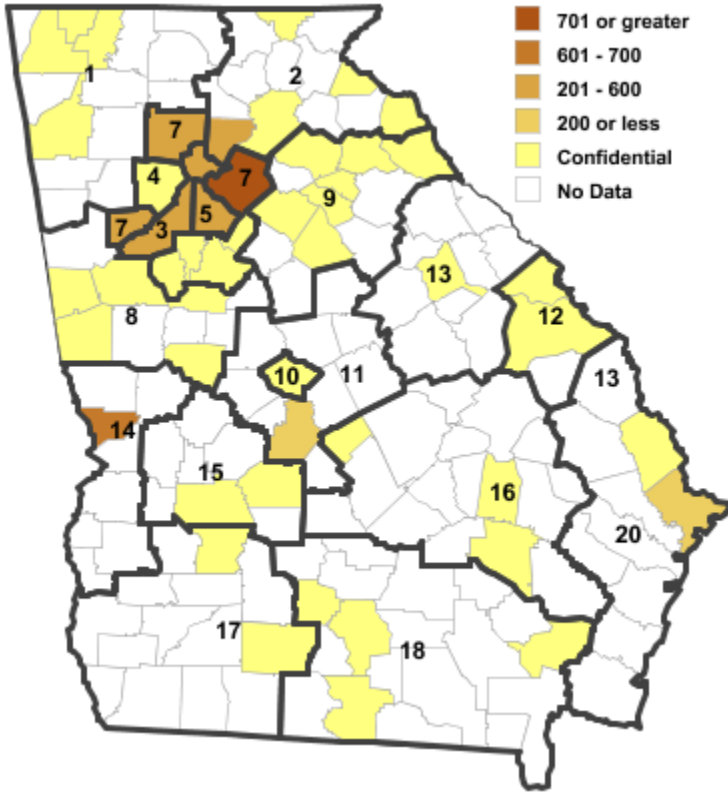


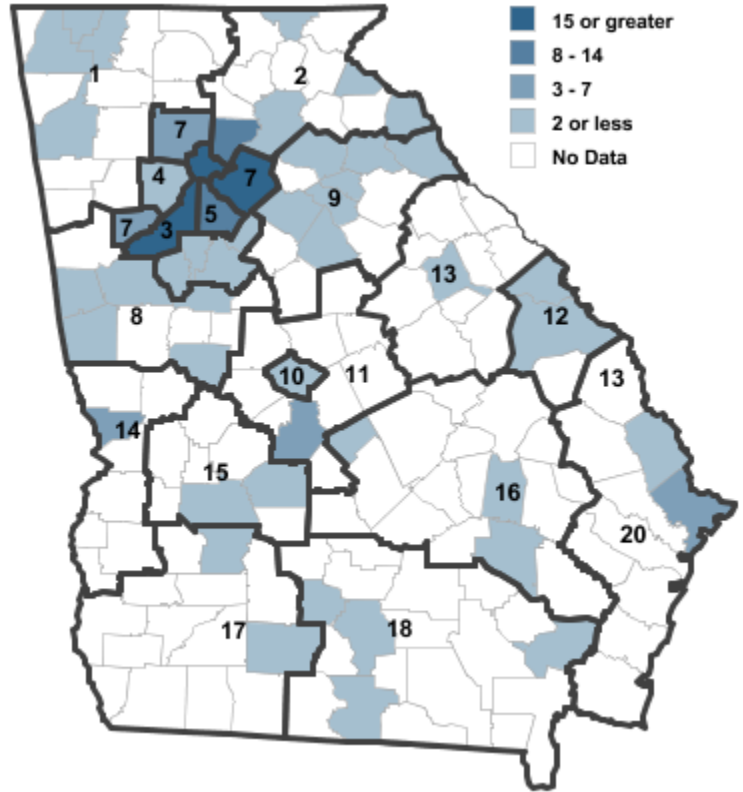
Annual Industry Averages from QCEW 2014

NAICS 335 : Electrical Equipment / Appliance Manufacturing

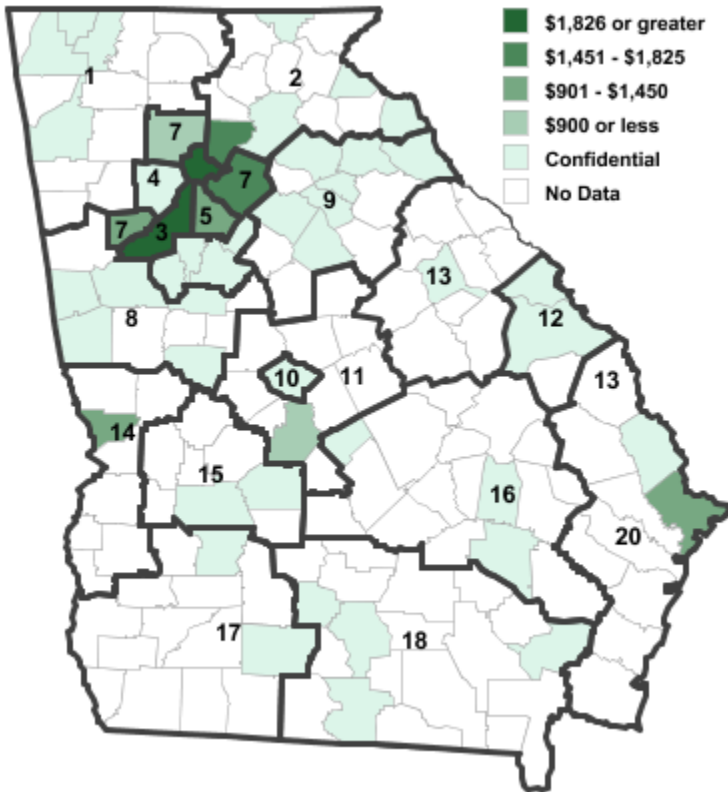
Employment



Establishments



Weekly Wages



Area

Establish- Employ- Weekly
ments ment Wages

Local Workforce Development Areas

1	Northwest Georgia	7	***	***
2	Georgia Mountains	19	984	\$1,259
3	City of Atlanta	24	561	\$1,839
4	Cobb County	11	***	***
5	DeKalb County	10	491	\$1,225
6	Fulton County	24	561	\$1,839
7	Atlanta Regional	51	2,971	\$1,611
8	West Central Georgia	8	1,110	\$1,376
9	Northeast Georgia	9	995	\$1,017
10	Macon-Bibb	1	***	***
11	Middle Georgia	6	93	\$568
12	Central Savannah River	5	539	\$819
13	East Central Georgia	1	***	***
14	Lower Chattahoochee	4	607	\$1,421
15	Middle Flint	2	***	***
16	Heart of Georgia-Altamaha	2	***	***
17	Southwest Georgia	2	***	***
18	Southern Georgia	6	***	***
20	Coastal Georgia	5	***	***

Counties with largest values

77	Coweta	1	1	\$6,148
135	Gwinnett	31	721	\$1,690
295	Walker	2	1,610	\$747

Note: *** Confidential - Industry group does not meet criteria for disclosure