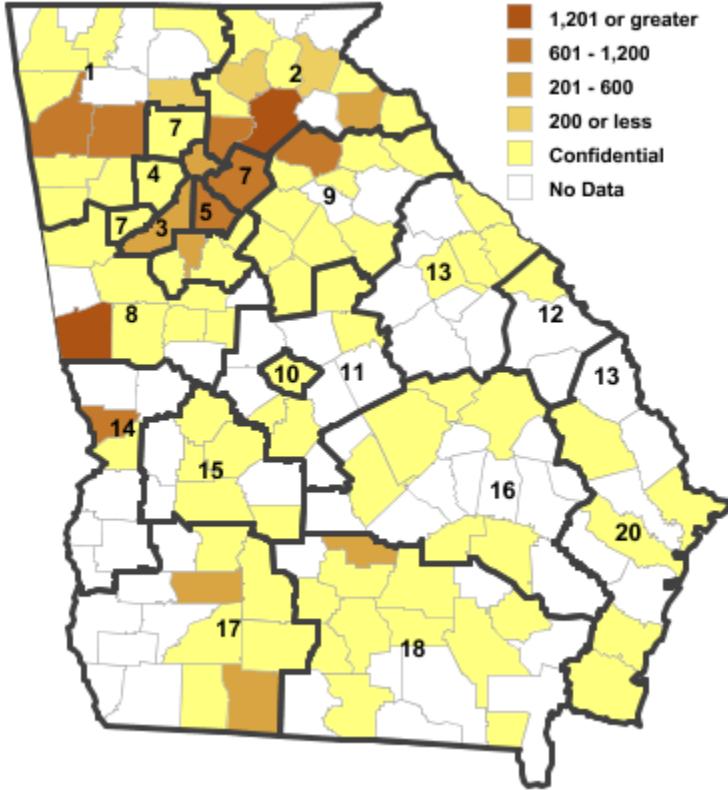


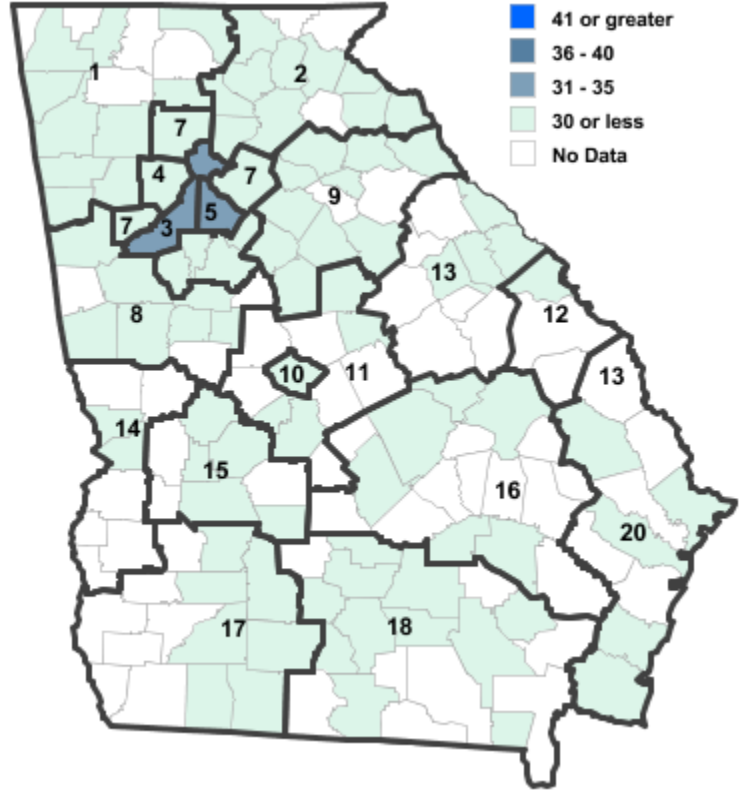
Annual Industry Averages from QCEW 2014

NAICS 336 : Transportation Equipment Manufacturing

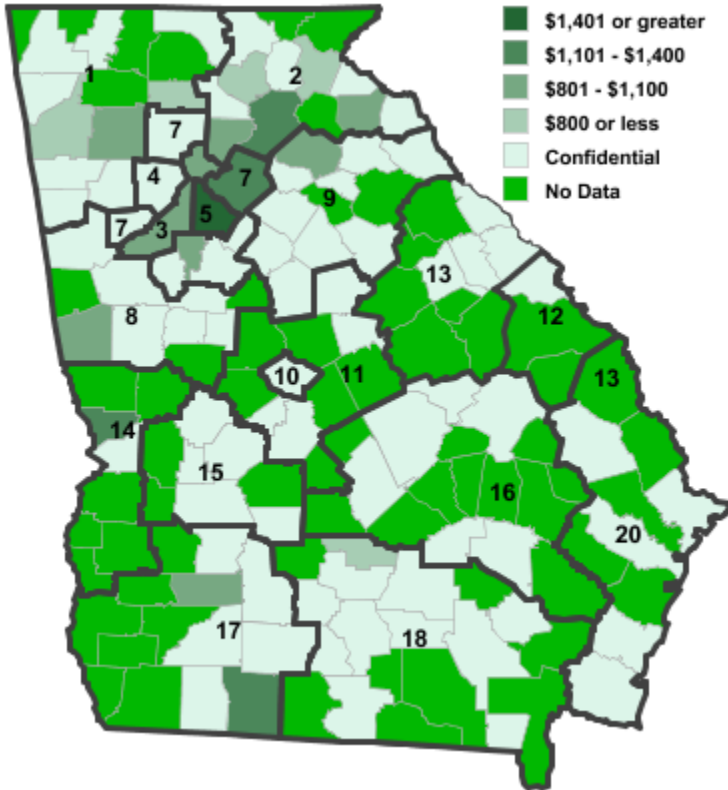
Employment



Establishments



Weekly Wages



Area

Establish- Employ- Weekly
ments ment Wages

Workforce Investment Areas

Area	Establishments	Employment	Weekly Wages
1 Northwest Georgia	37	4,163	\$884
2 Georgia Mountains	41	4,329	\$1,047
3 City of Atlanta	35	419	\$1,099
4 Cobb County	25	***	***
5 DeKalb County	35	667	\$1,541
6 Fulton County	35	419	\$1,099
7 Atlanta Regional	44	1,115	\$1,113
8 West Central Georgia	35	8,288	\$1,027
9 Northeast Georgia	22	2,337	\$976
10 Macon-Bibb	3	***	***
11 Middle Georgia	24	2,808	\$1,199
12 Central Savannah River Area	18	***	***
13 East Central Georgia	7	603	\$926
14 Lower Chattahoochee	9	1,181	\$1,252
15 Middle Flint	8	172	\$755
16 Heart of Georgia-Altamaha	9	593	\$744
17 Southwest Georgia	23	592	\$945
18 Southern Georgia	22	2,090	\$745
20 Coastal Georgia	40	***	***

Counties with largest values

51 Chatham	24	9,270	\$1,857
89 DeKalb	35	667	\$1,541
261 Sumter	2	9	\$2,259

Note: *** Confidential - Industry group does not meet criteria for disclosure