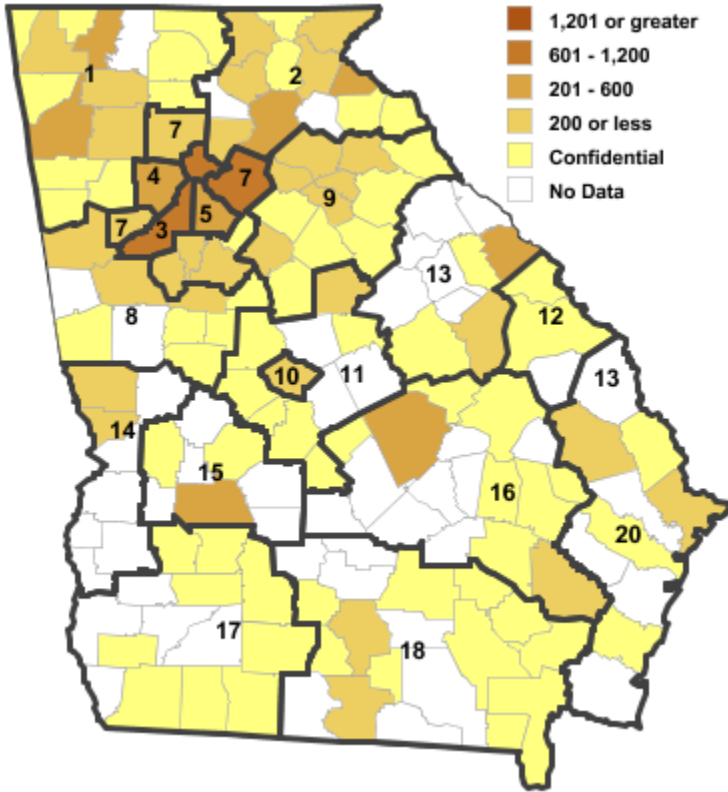


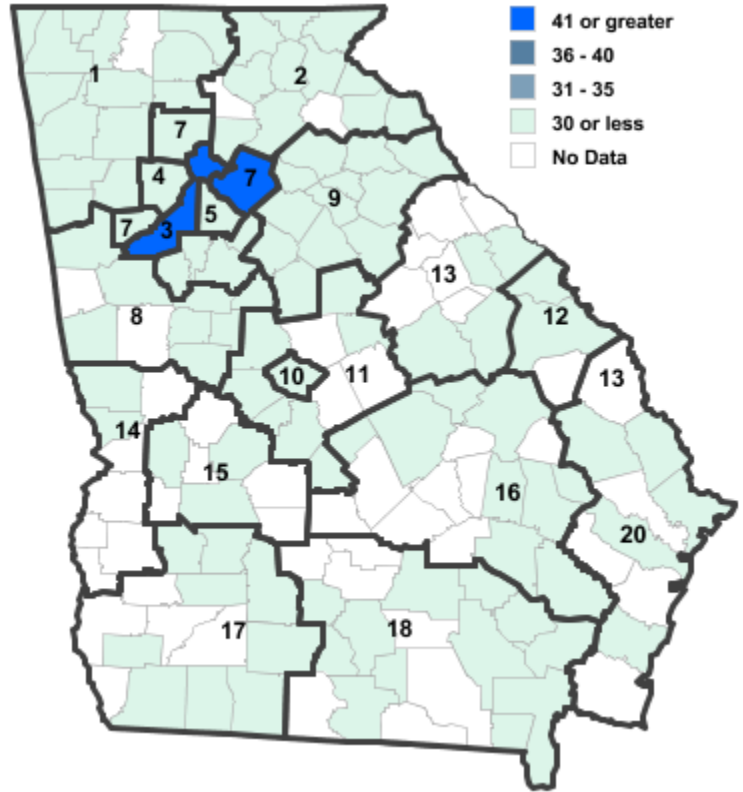
# Annual Industry Averages from QCEW 2014

## NAICS 337 : Furniture and Related Product Manufacturing

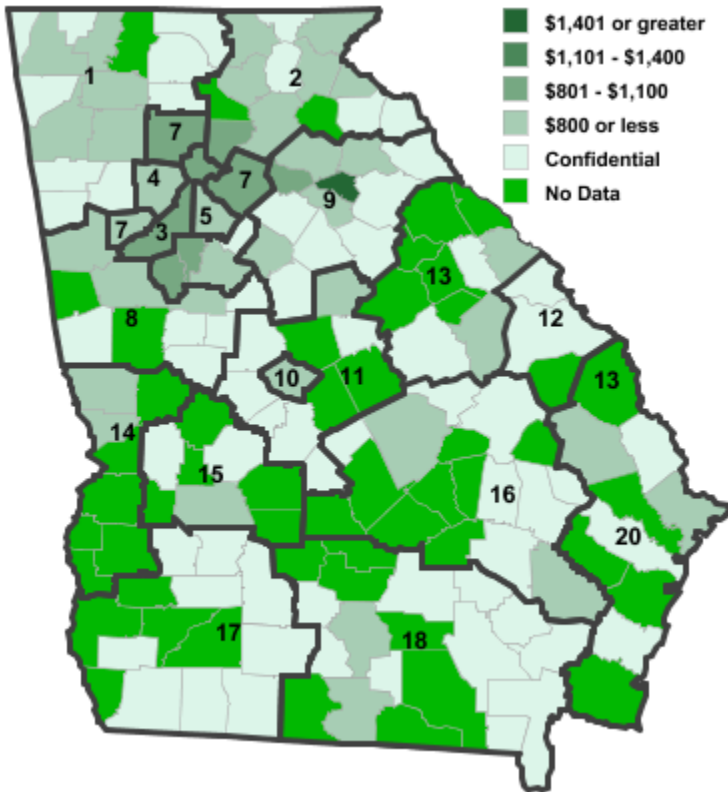
### Employment



### Establishments



### Weekly Wages



### Area

### Establish- Employ- Weekly ments           ment   Wages

#### Workforce Investment Areas

1	Northwest Georgia	62	1,852	\$749
2	Georgia Mountains	75	1,157	\$738
3	City of Atlanta	47	1,015	\$849
4	Cobb County	28	434	\$698
5	DeKalb County	23	262	\$689
6	Fulton County	47	1,015	\$849
7	Atlanta Regional	115	1,448	\$850
8	West Central Georgia	30	660	\$589
9	Northeast Georgia	51	669	\$810
10	Macon-Bibb	10	56	\$600
11	Middle Georgia	15	67	\$641
12	Central Savannah River Area	1	***	***
13	East Central Georgia	18	305	\$741
14	Lower Chattahoochee	13	109	\$590
15	Middle Flint	8	464	\$444
16	Heart of Georgia-Altamaha	25	579	\$582
17	Southwest Georgia	24	114	\$562
18	Southern Georgia	29	568	\$653
20	Coastal Georgia	21	147	\$677

#### Counties with largest values

59	Clarke	5	73	\$1,530
121	Fulton	47	1,015	\$849
135	Gwinnett	64	825	\$827

Note: \*\*\* Confidential - Industry group does not meet criteria for disclosure