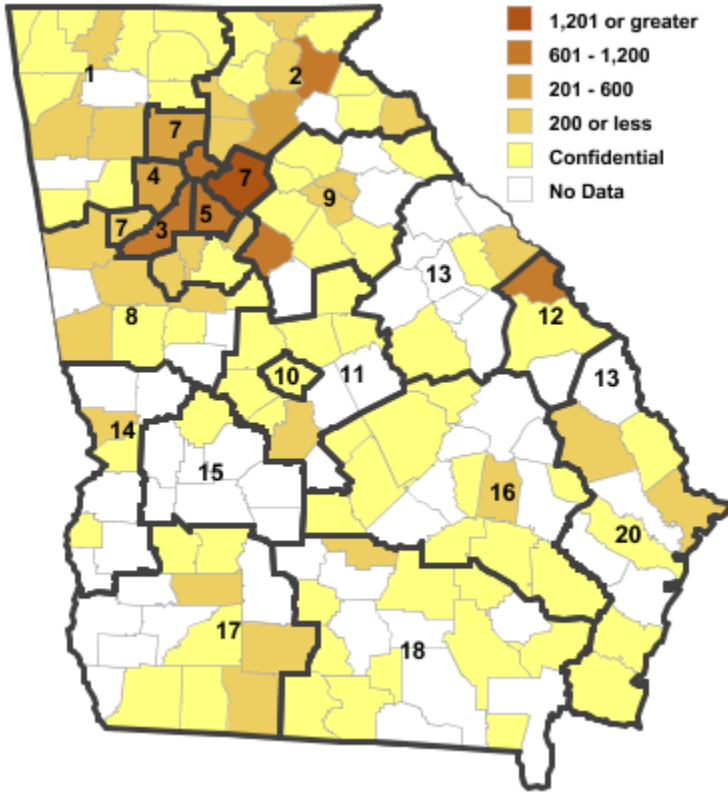


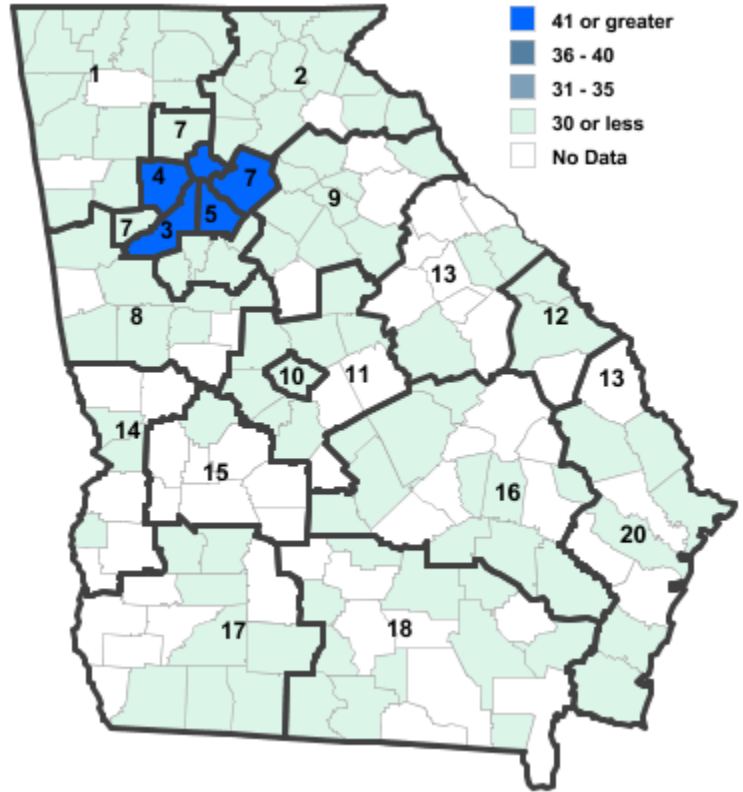
Annual Industry Averages from QCEW 2014

NAICS 339 : Miscellaneous Manufacturing

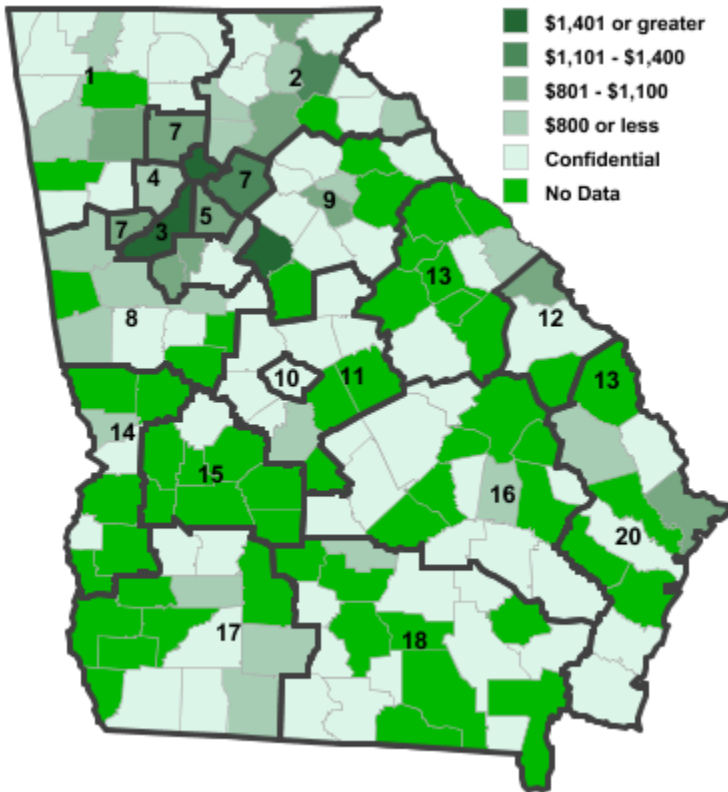
Employment



Establishments



Weekly Wages



Area

Establish- Employ- Weekly
ments ment Wages

Workforce Investment Areas

1	Northwest Georgia	45	717	\$709
2	Georgia Mountains	79	1,711	\$994
3	City of Atlanta	87	1,084	\$1,733
4	Cobb County	66	512	\$762
5	DeKalb County	59	857	\$918
6	Fulton County	87	1,084	\$1,733
7	Atlanta Regional	198	2,947	\$1,105
8	West Central Georgia	26	304	\$755
9	Northeast Georgia	38	1,046	\$1,309
10	Macon-Bibb	16	***	***
11	Middle Georgia	20	64	\$492
12	Central Savannah River Area	11	645	\$1,046
13	East Central Georgia	12	34	\$548
14	Lower Chattahoochee	10	151	\$494
15	Middle Flint	1	***	***
16	Heart of Georgia-Altamaha	19	157	\$578
17	Southwest Georgia	25	98	\$531
18	Southern Georgia	18	157	\$736
20	Coastal Georgia	30	167	\$731

Counties with largest values

33	Burke	0	4	\$2,474
135	Gwinnett	123	1,982	\$1,152

Note: *** Confidential - Industry group does not meet criteria for disclosure