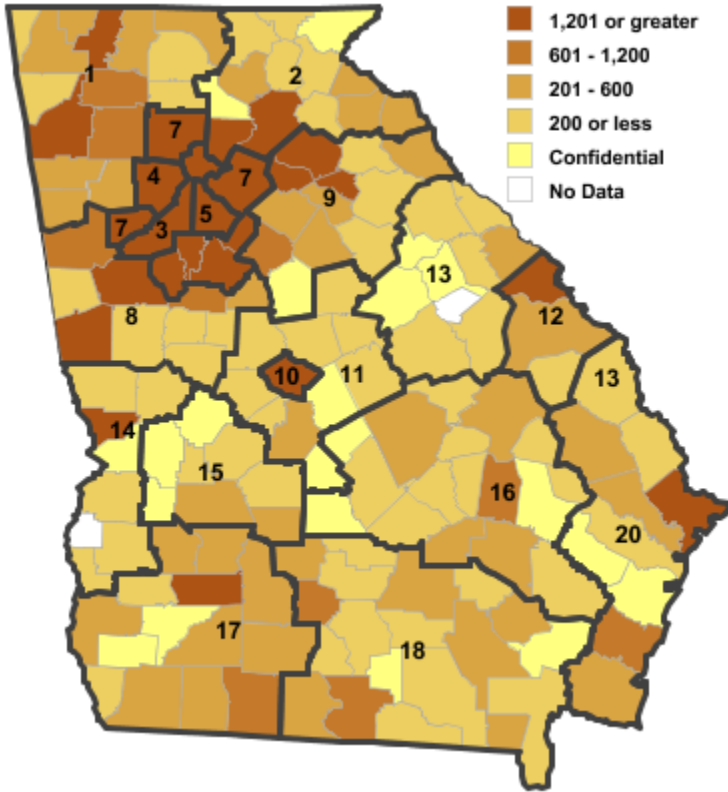


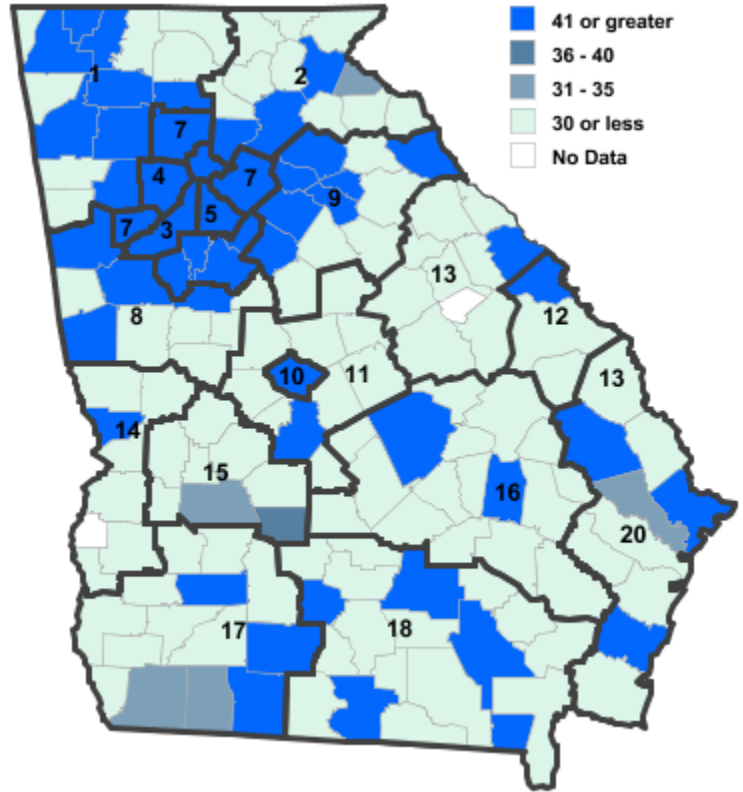
Annual Industry Averages from QCEW 2014

NAICS 42 : Wholesale Trade

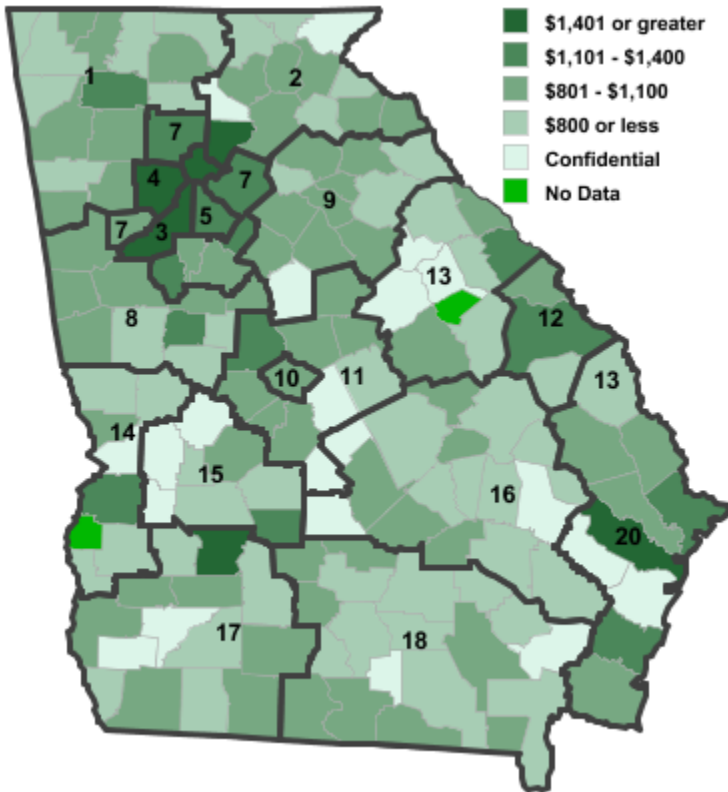
Employment



Establishments



Weekly Wages



Area

Establish- Employ- Weekly
ments ment Wages

Workforce Investment Areas

1	Northwest Georgia	977	9,906	\$945
2	Georgia Mountains	1,167	11,147	\$1,179
3	City of Atlanta	3,036	39,146	\$1,828
4	Cobb County	2,012	22,976	\$1,561
5	DeKalb County	1,226	12,316	\$1,372
6	Fulton County	3,036	39,146	\$1,828
7	Atlanta Regional	4,111	45,000	\$1,259
8	West Central Georgia	479	4,945	\$944
9	Northeast Georgia	683	8,964	\$867
10	Macon-Bibb	213	2,580	\$949
11	Middle Georgia	203	1,335	\$960
12	Central Savannah River Area	222	3,181	\$1,087
13	East Central Georgia	160	1,298	\$910
14	Lower Chattahoochee	196	2,392	\$870
15	Middle Flint	105	1,102	\$958
16	Heart of Georgia-Altamaha	271	2,862	\$731
17	Southwest Georgia	491	5,415	\$1,000
18	Southern Georgia	493	5,047	\$769
20	Coastal Georgia	675	7,189	\$1,111

Counties with largest values

121	Fulton	3,036	39,150	\$1,828
177	Lee	25	321	\$2,729

Note: *** Confidential - Industry group does not meet criteria for disclosure